

20

21

Creation of lights driven by primitive emotion and mechanics, in pursuing of fully integration between minimalism design and maximum functionality.



晨间的日光，洒下初醒气息，窗外大把光线蔓延室内，轻声唤起睡意朦胧的人们。浓郁的咖啡香，迴绕在摩卡壶边滋滋作响，亲手烹製的朝食，喂养渴求新鲜的灵魂，拣本杂志翻了翻，一页页文字拉缓时间的步伐，用简单的节奏，勾勒心中想望的舒愜光景。象征「太阳」的 APOLLO 阿波罗系列，大片 LED 光源绽放朝阳般的和煦，营造安閒的生活空间。其中，立灯具备渐进调光功能，无论是明亮晨光、午后斜阳、或是优雅月光，尽收于一室日常。

The simple yet eye-catching APOLLO aims to make a big impression in space. The huge shade embraces and sheds the light at the same time, while the LED module is integrated behind the metal cap, preventing the light from being visible and causing glare. This collection comes available in pendant and floor lamp variations. The floor lamp is married with wooden tripods along with a touch-dimmer device, allowing users to enjoy flexible modes similar to the idiosyncrasies found in natural light.

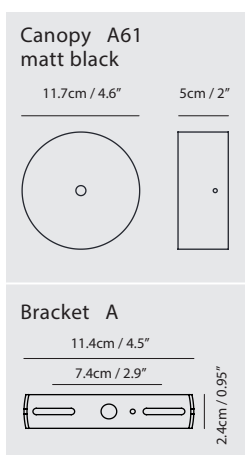
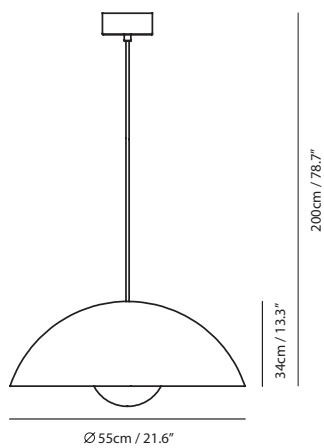
By Chen, Chao Cheng 陈昭成





matt black + copper

Measurement : centimeter / inches



Apollo Pendant PL

Model
SLD-3655MP

Material
aluminum

Light Source
LED 18W 2700K CRI 90 1210lm

Driver
Built-in dimmable driver

Weight
4.3kg / 9.5lb

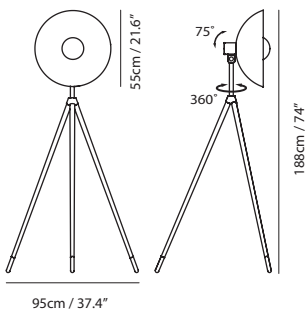
Color
● matt black + copper





matt black + copper + oak

Measurement : centimeter / inches



Apollo Floor

Model
SLD-3655MFTE


Material
aluminum, oak

Light Source
LED 18W 2700K CRI 90 1210lm

Feature
Oak tripod, Touch dimmer

Driver
Built-in dimmable driver

Weight
8.2kg /18.1lb

Color
 matt black + copper



射手座是夏日夜空中最醒目的星座之一，人头马身，是充满智慧与优雅的弓箭手。以纹理流畅的榉木作为坚固弓臂，柔和了弓箭的肃杀之气，弓弦则能调整圆弧曲线的角度，配合您的姿态，让一体成形的射手座成为您可依靠的守护者。

ARCHER is one of the brightest constellations in a summer night. The solid bow arm is constructed with beech. The bowstring is conveniently created for easy adjustment in the lamp's arm. The ARCHER is available in two floor sizes. Its base is solidly constructed with metal. With ingenuity and technique, the wires are concealed within the wooden body.

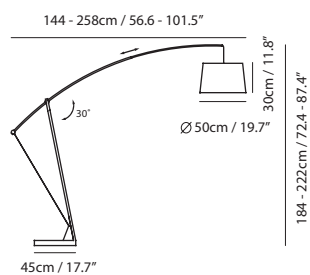
By Chen, Chao Cheng 陈昭成





matt black + beech

Measurement : centimeter / inches



Archer Mega Floor


Model
SQ-603FLR

Material
steel, fabric, beech

Light Source
E27 3 x 8W LED 2700K

Feature
Beech wood

Weight
33.5kg / 73.9lb

Color
 matt black + beech



煮杯咖啡·悠閒地享受音乐·繁忙人生中的琐碎·需要偶尔停下来·静静整理。在 Carry Mini 沉稳的雾面烤漆外表下·有着贴心的设想·除了供人随意放置各式小物的木质圆盘·连结平板电脑与智慧型手机的 USB 插槽·我们将灯体体积缩小·以扩大居家空间 - 你·就是生活中最值得自己好好对待的人。

CARRY marries utility with design. Not only is the CARRY chic enough to spruce up any space, it also serves as a great light source, strategically designed with a plate to hold daily essentials such as keys and coins. The CARRY helps you achieve meticulous order in a fast paced society, absolutely a must-have for any modern lifestyle. To cope with limited living space nowadays, Carry desk is redesigned to a smaller size, with functions remained. It comes with two available colors, matt black and matt white.

By Li, Hui Lun 李慧伦

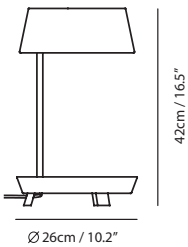


matt black + red tray



matt white + beach tray

Measurement : centimeter / inches



Carry Table mini


Model
SQ-6353MDU

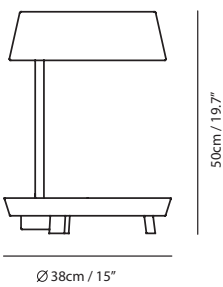
Material
steel, beech

Light Source
E27 1 x 8W LED 2700K

Feature
Wood tray with USB charger

Weight
2.3kg / 5.1lb

Color
 matt black + red tray



Carry Table


Model
SQ-6350MDU

Material
steel, beech

Light Source
E27 2 x 8W LED 2700K

Feature
Wood tray with USB charger

Weight
4.9kg / 10.8lb

Color
 matt white + beach tray



CARRY 的灵感，来自繁忙的生活中想带给您一丝贴心。除了以节能光源点亮并点缀空间外，更多了实用便利性：木质圆盘能随意放置暂时不知该放哪裡的各式小物。灯体附上之 USB 插槽，智慧型手机或平板电脑安心地放置并充电，或者，插上 USB 喇叭，煮杯咖啡，悠閒地享受音乐。在 CARRY 沉稳的雾面烤漆外表下，静静整理繁忙人生中的琐碎。

CARRY marries utility with design. Not only is the CARRY chic enough to spruce up any space, it also serves as a great light source, it is strategically designed with a plate to hold daily essentials such as keys and coins. The CARRY helps you achieve meticulous order in a fast paced society, a must-have for any modern lifestyle. The lamp comes equipped with a USB adapter, specially designed for our technology enriched way of life. It offers desk and floor lamp, with two colors available, matt black and matt white.

By Li, Hui Lun 李慧伦

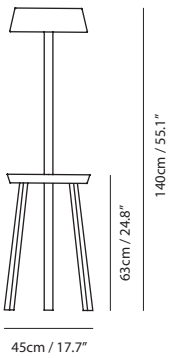


matt black + red tray



matt white + beach tray

Measurement : centimeter / inches

**Carry Floor**

Model
SQ-6350MFU



Material
steel, beech

Light Source
E27 2 x 8W LED 2700K

Feature
Wood tray with USB charger

Weight
6.8kg /15lb

Color

-  matt black + red tray
-  matt white + beach tray



耗时两年研发，终于在 2008 年成功推出国际上第一件水泥灯饰 CASTLE。保留了水泥的原始纹理，同时呈现细腻触感，并在中大型尺寸的材料中添加特殊材质，确保水泥的密合度及安全性。CASTLE 不仅颠覆灯具材料的印象，亦赋予原本朴实平凡的水泥崭新的生命力。有多款造型吊灯，及户外壁灯可供选择。

CASTLE desires to challenge your every perception of texture and lighting. As a material, concrete is exceptionally energy efficient compared to that of metal or glass. By using concrete as main material of the lampshade, the CASTLE has responsibly kept in tune with concepts of green living.

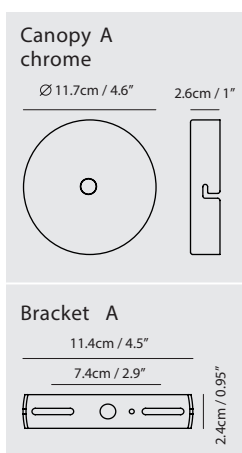
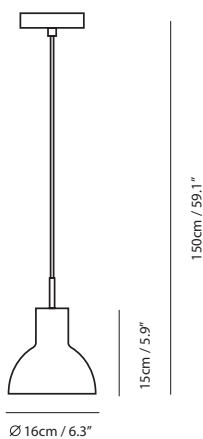
It comes with multiple choices in pendants, and wall lamps for outdoor usage (IP65).

By Chen, Chao Cheng 陈昭成



concrete

Measurement : centimeter / inches



Castle Bell Pendant PXS

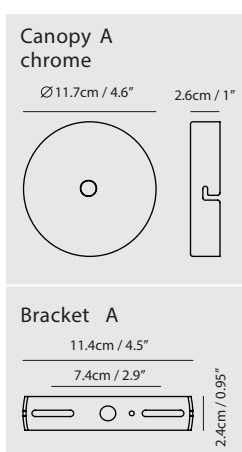
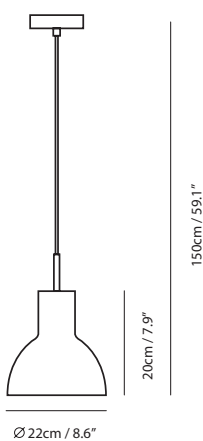
Model
SQ-3163CP

Material
concrete, aluminum

Light Source
E14 1 x 4W LED 2700K

Weight
1.1kg / 2.4lb

Color
● concrete



Castle Bell Pendant PS

Model
SQ-3164CP

Material
concrete, aluminum

Light Source
E27 1 x 8W LED 2700K

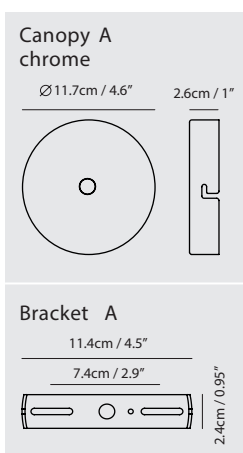
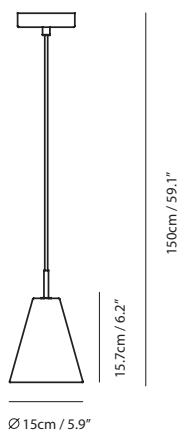
Weight
2.5kg / 5.5lb

Color
● concrete



concrete

Measurement : centimeter / inches



Castle Cone Pendant PXS

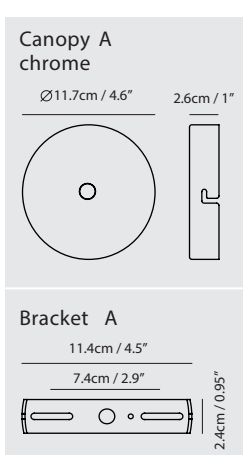
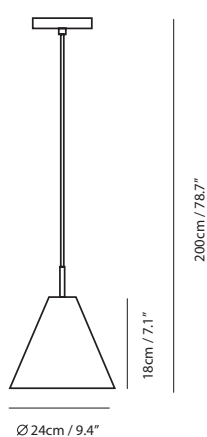
Model
SQ-187CP

Material
concrete, aluminum

Light Source
E14 1 x 4W LED 3000K

Weight
1.1kg / 2.4lb

Color
● concrete



Castle Cone Pendant PS

Model
SQ-185CP

Material
concrete, aluminum

Light Source
E27 1 x 8W LED 2700K

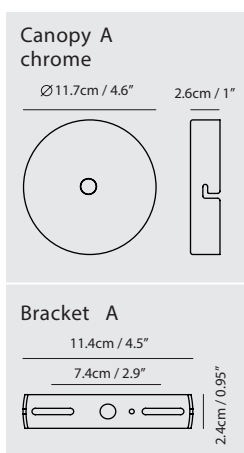
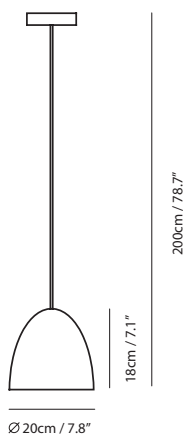
Weight
2.3kg / 5.1lb

Color
● concrete



concrete

Measurement : centimeter / inches



Castle Pendant PS

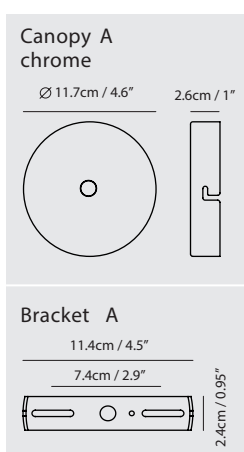
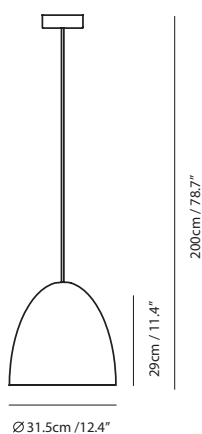
Model
SQ-7131CP

Material
concrete, aluminum

Light Source
E27 1 x 8W LED 2700K

Weight
2kg / 4.4lb

Color
● concrete



Castle Pendant PM

Model
SQ-7132CP

Material
concrete, aluminum

Light Source
E27 1 x 8W LED 2700K

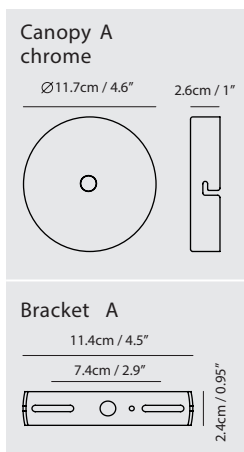
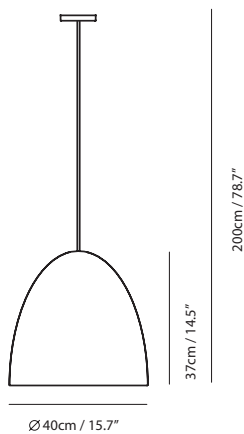
Weight
6.7kg / 14.8lb

Color
● concrete



concrete

Measurement : centimeter / inches



Castle Pendant P1

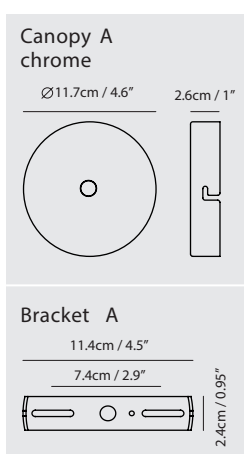
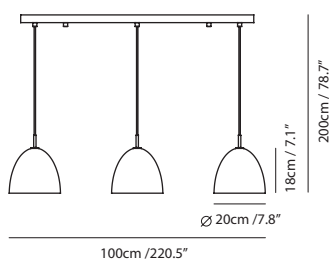
Model
SQ-7133CP

Material
concrete, aluminum

Light Source
E27 1 x 8W LED 2700K

Weight
14kg / 30.9lb

Color
● concrete



Castle Pendant P3

Model
SQ-7131CP3

Material
concrete, aluminum

Light Source
E27 3 x 8W LED 2700K

Weight
7kg / 15.4lb

Color
● concrete



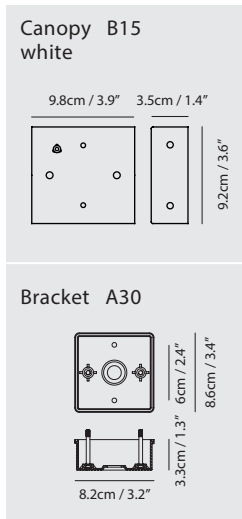
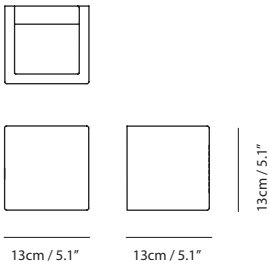


concrete



concrete

Measurement : centimeter / inches



Castle Wall S

Model
SLD-7033CWO

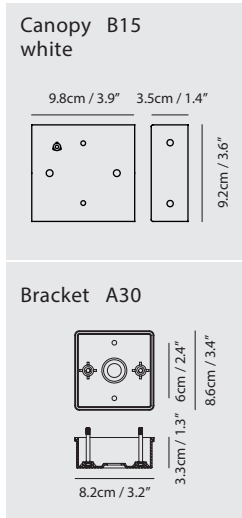
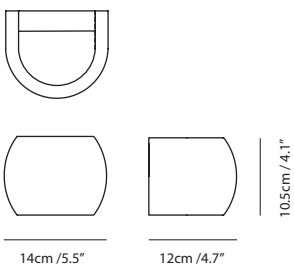
Material
concrete, steel

Light Source
LED 5W 3000K CRI 90 128lm

Feature
Outdoor IP65

Weight
1.6kg / 3.5lb

Color
● concrete



Castle Wall R

Model
SLD-7034CWO

Material
concrete, steel

Light Source
LED 5W 3000K CRI 90 128lm

Feature
Outdoor IP65

Weight
1.3kg / 2.9lb

Color
● concrete



带有女性意象的 CASTLE_Mermaid · 为一连串洗鍊质朴的水泥系列 · 注入全新火花。利用异材质结合手法 · Mermaid 将中间金属腰封串接上下灯罩 · 为无彩度的表面带来亮点；总共 12 摺的裙摆 · 更隐喻现代女性涉猎多方、拥有不同面向的独立态度。（由内在的朴实穿透出刚柔并济的独家韵味 · CASTLE_Mermaid 无疑是室内亮眼而宁静自在的最佳配饰！）

Inspired by evening gowns of the same name, the Mermaid pendants silhouette has captured the flowing movement of fabric in solid concrete. The Mermaid remains strong with an accent of metal defining the shade, while lending a softer and more feminine shape to the Castle series.

By Li, Hui Lun 李慧伦

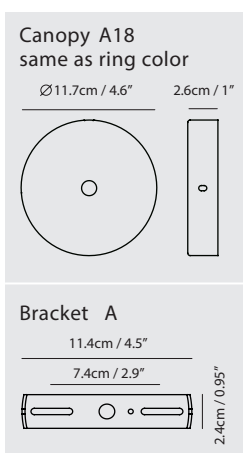
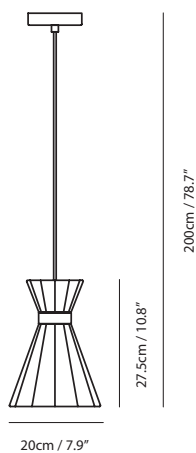


concrete + matt brass ring



concrete + satin ring

Measurement : centimeter / inches



Mermaid Pendant PS



Model
SQ-7121CP

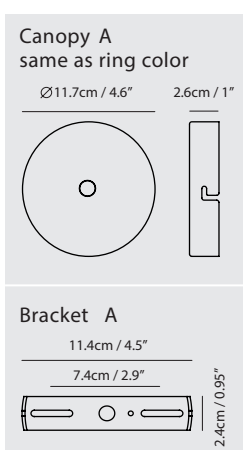
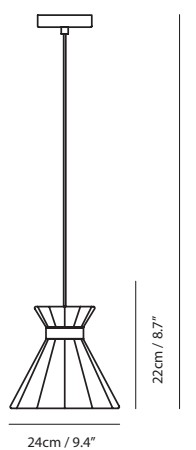
Material
concrete, aluminum

Light Source
E27 1 x 8W LED 2700K

Weight
2.7kg / 6lb

Color

-  concrete + matt brass ring
-  concrete + satin ring



Mermaid Pendant PL



Model
SQ-7122CP

Material
concrete, aluminum

Light Source
E27 1 x 8W LED 2700K

Weight
3.2kg / 7.1lb

Color

-  concrete + matt brass ring
-  concrete + satin ring



一闪即逝的灵感·旋着微弱的光芒·她的身影温柔沉静·是缪思女神的微笑·总出现在你不经意的平凡·会议中神游的笔尖·停滞阻塞的号誌灯前·又或者夜幕低垂益发活跃的天马行空·柔和的光芒·蕴藏着远大的梦想·缪思在无穷的夜裡为你点亮梦想的火花。

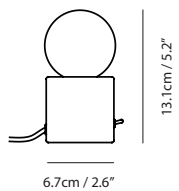
A term derived from Greek mythology, Muses were nine goddesses, that symbolized the greatest of arts and sciences. Today a Muse is defined as a person or object who is the source of inspiration for a creative artist. SEED Design has brought a spark of ingenuity and created our very own MUSE. The MUSE desk lamp serves as the light of your life. It can turn on by a simple flick of a switch. Crafted with a combination of opal glass and concrete, the lamp is stunning even in its simplest state.

By Chen, Chao Cheng 陈昭成



concrete

Measurement : centimeter / inches



Muse Table

Model
SLD-70DC

Material
concrete, mouth-blown glass

Light Source
G9 1 x 2W LED 2700K

Feature
Mouth-blown glass

Weight
0.5kg / 1.1lb

Color
● concrete



深藏东方人文底蕴的「阁」，如同一位智者一身简单、低调却智慧无限。线条外型取自清朝官帽加以反戴，「阁」兼容东西美学，将内敛禅风注入现代简约。朴实外表下，以独家语言诠释创意生活的个人主张。其中，LED 桌灯的旋转式底座兼具开关与调光功能，当使用者在转动 DJ Base、翻玩光影变化的片刻，仿佛时空身份更改，变成 DJ 享受打碟播放音乐的乐趣。LED 系列使用高演色性 LED 光源，搭配过饰效果的遮光罩，整体光氛更显细腻不刺眼。CHINA LED 以轻薄纤细之丰姿，迎接新世代智慧的来临，当生活旋律开始吟唱，空间和谐的温度亦随之流洩而出。

An iconic SEED design, the CHINA brings a classic shape into the new millennium. With a patented spinning DJ switch for the table lamp and immaculately crafted metal body, CHINA LED is a harmonious blend of new and old, making it a suitable lighting solution for both modern and traditional spaces.

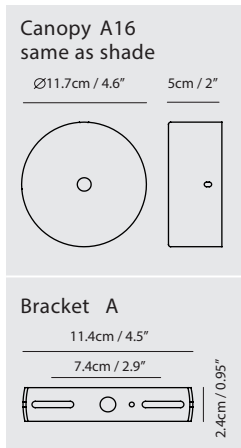
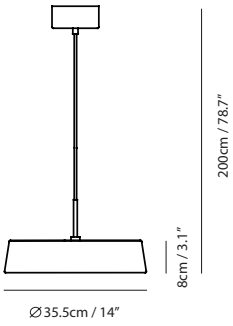
By Chen, Chao Cheng 陈昭成





matt brass

Measurement : centimeter / inches



China Pendant

Model
SLD-6354MP

Material
steel

Light Source
LED 18W 2700K CRI 90 1125lm

Weight
2.5kg / 5.5lb

Color
● matt brass



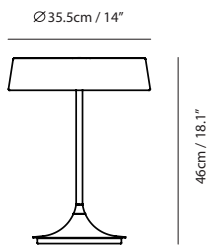


matt black



sand gold

Measurement : centimeter / inches

**China Table****Model**
SLD-6354MDJ**Material**
steel**Light Source**
LED 18W 2700K CRI 90 1125lm**Feature**
DJ dimmer**Weight**
4.4kg / 9.7lb**Color**

- matt black
- sand gold





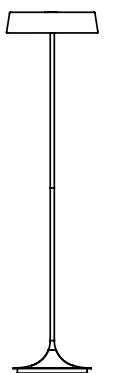
matt black



matt brass

Measurement : centimeter / inches

Ø 35.5cm / 14"



140cm / 55.1"

China Floor

Model
SLD-6354MFE

Material
steel

Light Source
LED 18W 2700K CRI 90 1125lm

Feature
Foot dimmer

Weight
8.5kg / 18.7lb

Color
● matt black
● matt brass



夏日午后，窗框外的蓝天白云高挂，绵密而蓬松，望着望着，好想漫步那片柔软，选朵最舒适的区块自在躺下。挟带瞌睡虫的微风轻掠鬓际，和谐地与慵懒的温度沁入心怀。CLOUD 云朵将悠然景象带进室内，藉由雾白玻璃圆润的线条，营造明亮清爽的居家色系；LED 光源除了对地球友善，亦进一步解决灯泡更换的不便。今晚，蜷卧在 CLOUD 温柔的怀里，纪录一夜夜的香甜梦境。

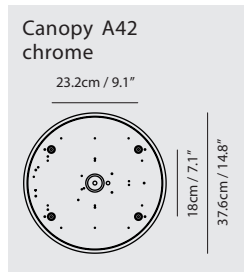
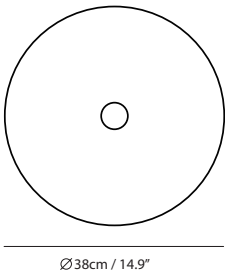
By using crafted blown glass as material, the sleek round-shaped CLOUD lamp appears an adorable scene within spaces. The shade consists of tech-forward LED module, which consumes less power and reduces inconvenience of changing bulbs from high. Lit with the CLOUD, the gentle illumination would bring a calm stress-free sensibility around.

By Chen, Chao Cheng 陈昭成



shiny opal + chrome

Measurement : centimeter / inches



Cloud Wall

Model
SLD-7938C

Material
mouth-blown glass, steel

Light Source
LED 30W 2700K CRI 90 940lm

Driver
Built-in dimmable driver

Weight
3.6kg / 7.9lb

Color
 shiny opal + chrome



光和影子总是形影不离·分享彼此的小秘密·这种如影随形的亲密·是「相伴」的小心机！透过具像的立影·即使没有点亮它·依然感受它陪在你身边。陪伴·是人与人之间最无价的礼物。

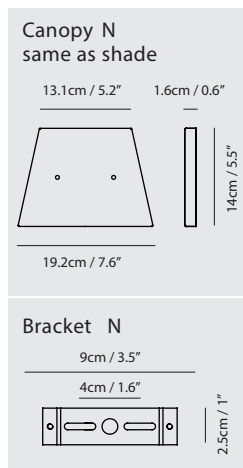
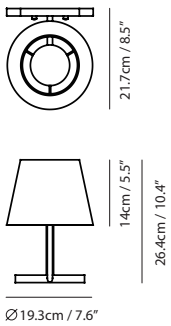
Cast a shadow on yourself. CONCOM creates a fascinating visual illusion in space, taking something 2D and morphing it into some 3D. The design concept is inspired by the ideology of companionship and harmonious families coming together. Allow CONCOM to be your backdrop, gently lighting up your surroundings in which people come together and interact with one another.

By Li, Hui Lun 李慧伦



matt black

Measurement : centimeter / inches



Concom Wall

Model
SQ-513MW

Material
steel

Light Source
E14 1 x 4W LED 3000K

Weight
1.4kg / 3.1lb

Color
● matt black



相传达摩面壁苦修佛法九年，因其屹立不倒，尊称为不倒翁。Damo 曲线间流露沉稳感，诚如达摩大师洒然挺立于山间，坚毅而不拔；可调式灯罩的设计，与不倒翁摇动仍立足于原地的概念，有着异曲同工之妙。Damo 不仅于居家环境中散发静谧光氛，更展现其沉稳而内敛的生命力。

A legendary wise man named Bodhidharma spent nine years in quest of uncovering the truth to Buddhism. He was so strong-minded that nothing could challenge his determination. In reverence to the legendary sage, we would like to demonstrate his dynamic spirit and unwavering attitude. We hereby unveil DAMO. The DAMO not only crafts a sense of serenity but instills utmost vitality through its brightness, clarifying your innermost thoughts when needed.

By Chen, Chao Cheng 陈昭成

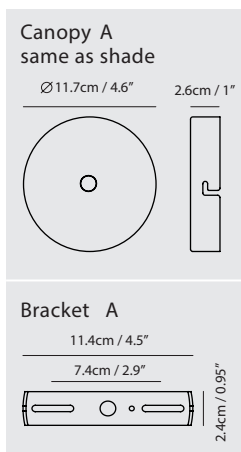
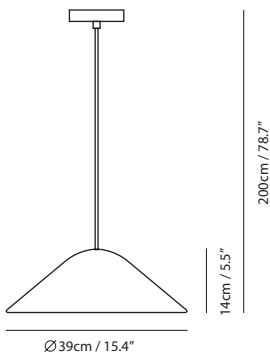


copper



matt black

Measurement : centimeter / inches



Damo Pendant

Model
SQ-339MP

Material
steel, glass

Light Source
E27 2 x 8W LED 2700K

Weight
2.8kg / 6.2lb

Color
● copper
● matt black



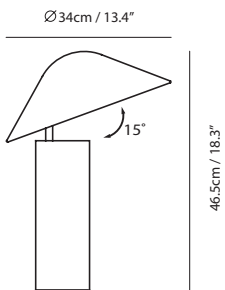




copper



matt black

Measurement : centimeter / inches

**Damo Table****Model**
SQ-339MDRS-1**Material**
steel**Light Source**
E27 1 x 8W LED 2700K**Weight**
4.3kg / 9.5lb**Color**

-  copper
-  matt black



旦的古字形象取自太阳从地平面升起的意象，是一日之始的拂晓、白昼与光亮。当日光崭露之时，如初之光以纯粹之姿洗礼大地，仿若于森林中啜饮一口被树梢枝叶筛下的温热阳光，不自觉浸沐在光流的魔幻时刻中，着迷于生息不止的自然馈赠。在极简乾淨的外型下藏有聪明的内涵，透过「双螺旋」机械原理调整「变焦透镜」，赋予光的多变能力：调整照射角度、范围与光强度，如阳光随时间推移，筛落不同角度的粗细光束。优异的变焦功能适应多元使用情境，旋上：光束角大、气氛柔和舒适；旋下：光束角小、聚焦的光捕捉视觉重点。

A metaphor of sunrise, emits the first light from sea horizon in a day, DAWN brings us a new lighting experience of life. Beneath the simple neat appearance, embedded with an optical zoom lens, it allows you to make your own luminaire statement, more than just brightness but practical and multiple functions. Admire its ease of use, turn up to distribute marvelous atmosphere to soften the light ; turn down to change to spotlight to project , combined with superior lighting performance, it successfully obtained both quality and unique in design.

By Chen, Chao Cheng 陈昭成

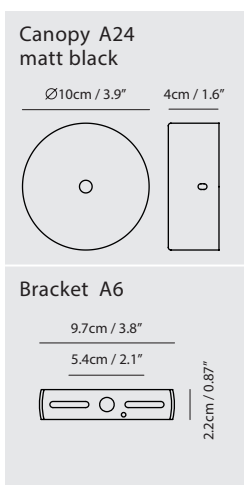
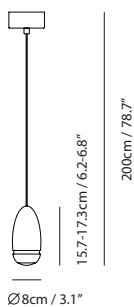


copper



matt black + sand gold ring

Measurement : centimeter / inches



Dawn Pendant P1

Model
SLD-81P

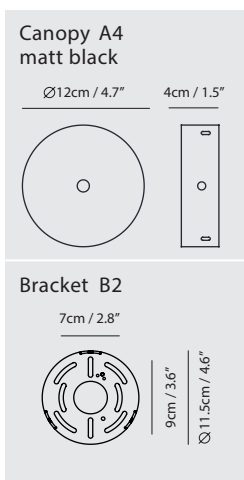
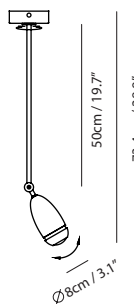
Material
aluminium, steel

Light Source
LED 6W 3000K CRI 95 510lm

Feature
Zoom optic between 53-76°

Weight
1.1kg / 2.4lb

Color
● copper
● matt black + sand gold ring



Dawn Pendant PR1

Model
SLD-81PR

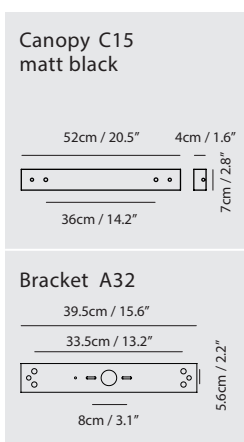
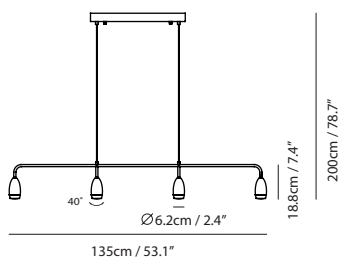
Material
aluminium, steel

Light Source
LED 6W 3000K CRI 95 510lm

Feature
Zoom optic between 53-76°

Weight
1.7kg / 3.8lb

Color
● matt black + sand gold ring



Dawn Pendant PL4

Model
SLD-61PL4

Material
aluminium, steel

Light Source
LED 4 x 5W 3000K CRI 95 510lm

Feature
Zoom optic between 56-90°

Weight
2.9kg / 6.4lb

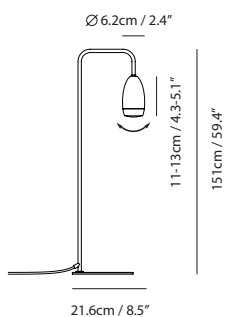
Color
● copper
● matt black + sand gold ring





matt black + sand gold ring

Measurement : centimeter / inches



Dawn Table


Model
SLD-61D

Material
aluminium, steel

Light Source
LED 5W 3000K CRI 93 425lm

Feature
Zoom optic between 56-90°

Weight
2.3kg / 5lb

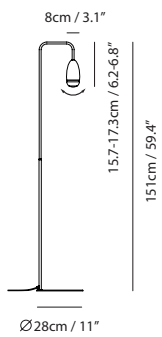
Color
 matt black + sand gold ring





matt black + sand gold ring

Measurement : centimeter / inches



Dawn Floor


Model
SLD-81F

Material
aluminium, steel


Light Source
LED 6W 3000K CRI 95 510lm

Feature
Zoom optic between 53-76°

Weight
3.4kg / 7.5lb

Color
 matt black + sand gold ring



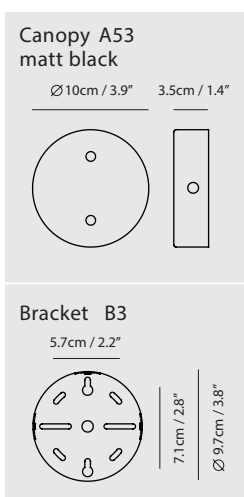
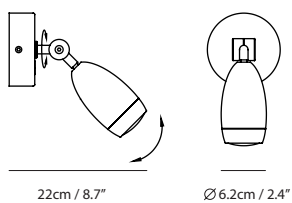


copper



matt black + sand gold ring

Measurement : centimeter / inches



Dawn Wall

Model
SLD-61WRTE

Material
aluminium, steel

Light Source
LED 5W 3000K CRI 93 425lm

Feature
Zoom optic between 56-90°

Weight
0.8kg / 1.8lb

Color
● copper
● matt black + sand gold ring



爱丽丝梦游仙境裡，嘟嘟鸟俏皮可爱的模样深植于脑海。DODO 具象化其身形，完美演绎极简美学，象徵鸟喙的水滴开关，点亮你我内心的好奇爱丽丝；带着 DODO，描绘出专属于使用者的异想世界。因应空间大小不同，推出精巧版 DOBI，展现既活泼时髦又典雅的 mini chic 风格；比例缩小、功能依旧，无论何种角度，别怕，有它在旁为您照亮每个黑暗。

Drawing back fondest memories to a character in the Alice in the Wonderland fairytale, DODO the birds' appearance is comical yet beautiful. Equipped with dip switch, the DODO light can light up anyone's courage and adventurous mind. In addition, its adjustable shade provides ample covering and tilts at whatever angle your heart desires. Catering to smaller scaled spaces, the DOBI offers a more petite version of the ever so popular DODO. Besides scaling down in size, the DOBI remains true to much of the original DODO features.

By Chen, Chao Cheng 陈昭成

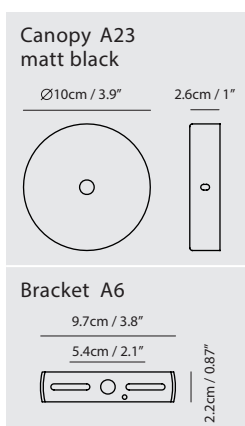
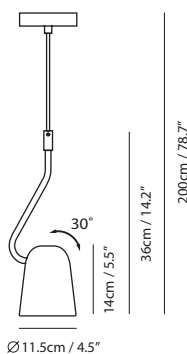


copper + matt black



matt brass + matt black

Measurement : centimeter / inches



Dobi Pendant PR1

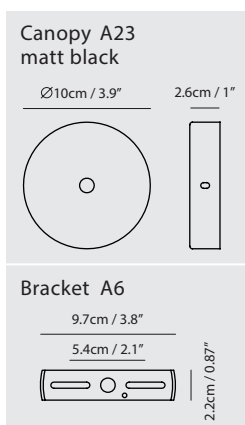
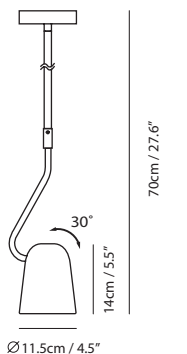
Model
SQ-2181PR-1

Material
steel

Light Source
E14 1 x 4W LED 3000K

Weight
0.9kg / 2lb

Color



Dobi Pendant PR70

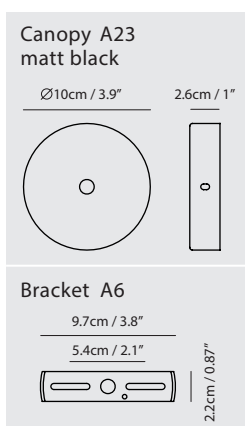
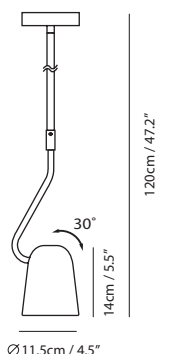
Model
SQ-2181PR-70

Material
steel

Light Source
E14 1 x 4W LED 3000K

Weight
1.1kg / 2.4lb

Color



Dobi Pendant PR120

Model
SQ-2181PR-120

Material
steel

Light Source
E14 1 x 4W LED 3000K

Weight
1.4kg / 2.7lb

Color



叶梢低垂·鸟儿在枝头婉转鸣唱。精巧的 DOBI 吊灯·有如可爱的翠鸟栖息在树枝上。时而好奇的歪着头·时而聚精会神的附耳倾听。在雨后树林间点缀着悦耳的音符·光影变化彷彿女伶的舞台演出。外型典雅简约·可灵活调整光线的灯罩设计·恰如其分的将温润的光线轻轻洒落。

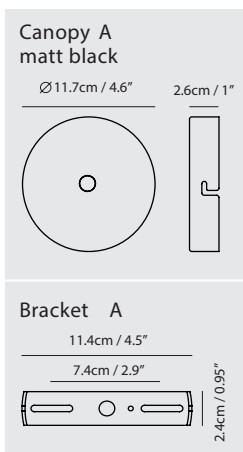
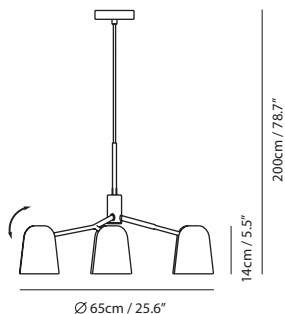
The rain in forest refreshing air, sunshine comes in taking gloomy away. DOBI is redesign from a series of popular collection in 2015. DOBI chandelier with geometry structure and adjustable shade which provide a clean and fresh light. The DOBI chandelier can certainly take a fully interpretation of modern and grace.

By Chen, Chao Cheng 陈昭成



shiny white + matt black

Measurement : centimeter / inches



Dobi Pendant P6

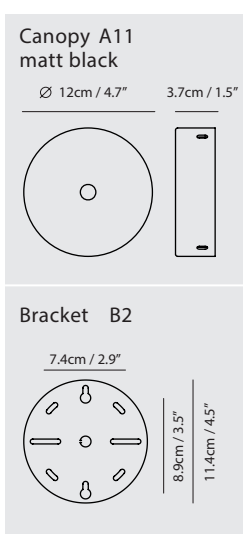
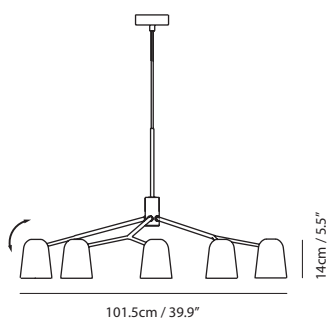
Model
SQ-2181P6

Material
steel

Light Source
E14 6 x 4W LED 3000K

Weight
3.2kg / 7.1lb

Color
shiny white + matt black



Dobi Pendant P10

Model
SQ-2181P10

Material
steel

Light Source
E14 10 x 4W LED 3000K

Weight
7.2kg / 15.9lb

Color
shiny white + matt black



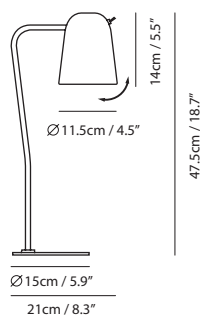


copper + matt black



shiny white + matt brass

Measurement : centimeter / inches



Dobi Table

Model
SQ-2181D

Material
steel

Light Source
E14 1 x 4W LED 3000K

Weight
1.3kg / 2.9lb

Color



-  copper + matt black
-  shiny white + matt brass

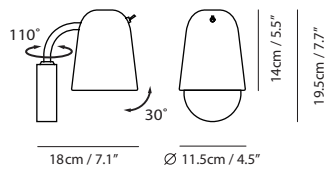


Photo Credit - SIANG HAO PATISSERIE Desserts



copper + matt black

Measurement : centimeter / inches




Dobi Wall

Model
SQ-2181W

Material
steel

Light Source
E14 1 x 4W LED 3000K

Weight
0.6kg / 1.3lb

Color
 copper + matt black



愛麗絲夢遊仙境裡，嘟嘟鳥俏皮可愛的模樣深植於腦海。DODO 具象化其身形，完美演繹極簡美學，象徵鳥喙的水滴開關，點亮你我內心的好奇愛麗絲；帶著 DODO，描繪出專屬於您的異想世界，一起歷險吧！可調式燈罩的貼心設計，無論何種角度，別怕，有 DODO 在旁，為您照亮每個黑暗。

Drawing back fondest memories to a character in the Alice in the Wonderland fairytale, DODO the birds' appearance is comical yet beautiful. Inspired by his whimsical body shape, DODO is undoubtedly the best demonstration of natural simplicity. Equipped with dip switch, the DODO light can light up anyone's courage and adventurous mind. In addition, its' adjustable shade provides ample covering and tilts at whatever angle your heart desires. Time to light up your world! Meet DODO.

By Chen, Chao Cheng 陳昭成

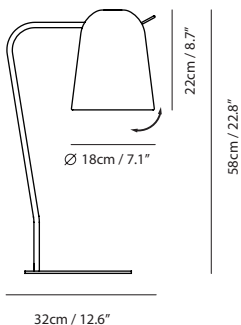


matt black



shiny white

Measurement : centimeter / inches



DODO Table

Model
SQ-218DR

Material
steel

Light Source
E27 1 x 8W LED

Weight
0.6kg / 1.3lb

Color

- matt black
- shiny white



越简单的外型藏着越不简单的工艺·穹顶的半圆型灯罩·散发出简鍊低调性格。同心圆铝反射罩·底部的灯泡盖遮住刺眼的光线·带来室内空间温和平静的喜悦。DOME 吊灯有两种尺寸。

DOME fuses simplistic ideologies with precision craftsmanship. Balanced with a clean classic silhouette, the DOME features a dramatic oversized lampshade in a very no nonsense approach. This design is spectacularly coated with a centric-circled aluminum reflector and bulb cover, which warms the ambience in any room.

By Chen, Chao Cheng 陈昭成



copper

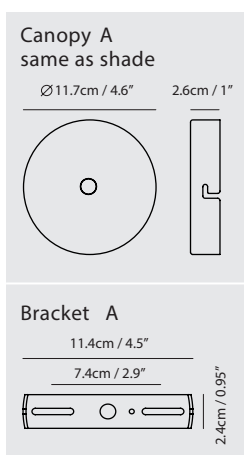
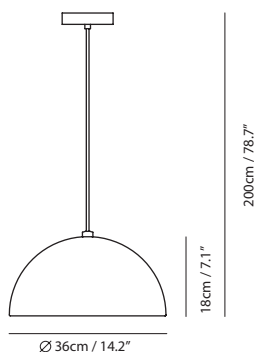


matt black



shiny white

Measurement : centimeter / inches



Dome Pendant PM

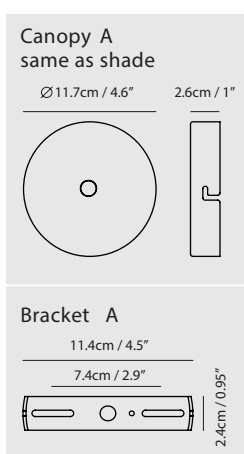
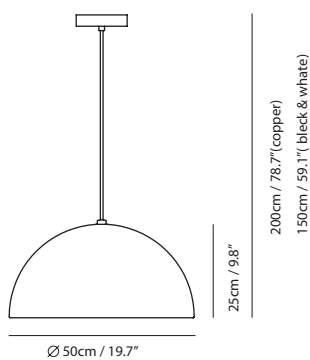
Model
SQ-360MP

Material
steel

Light Source
E27 1 x 8W LED 2700K

Weight
2.4kg / 5.3lb

Color
● copper



Dome Pendant PL

Model
SQ-3650MP

Material
steel

Light Source
E27 1 x 8W LED 2700K

Weight
4.2kg / 9.3lb

Color
● copper
● matt black
○ shiny white



从点 - 线 - 面开始延伸无穷想像，使用者可依需求，任选符合空间需求的数量，将人与空间完整地串连，并且奔放想像，创造夜裡最斑斓梦幻的独家星空。内嵌 CRI 90 的 LED 光源，有着如太阳光般真实呈现色彩的特质；然减低光源热度，在恣意创造的同时，兼顾能源意识，减轻环境负担。DORA 更多新可能，一起来创造吧！

Our DORA collection is Oh So Chic! Our up-and-coming young designer, Ting, drew the inspiration from her childhood. She wanted to create a collection that was versatile, interactive, and fun. With DORA, end users can really be a child again. Have fun with the collection and hang it individually or in a cluster, in whatever position your heart desires. Combined with cutting edge technology, the DORA is embedded in a CRI 90 LED luminance that gently distributes the light. We conveniently offer three suspension methods: pendant, chandelier, and circular suspension.

By Chang, Ting Ting 张婷婷

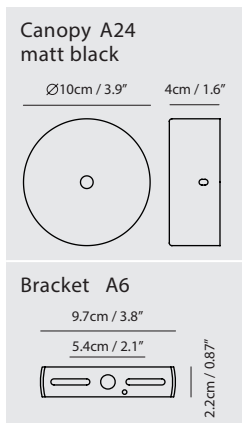
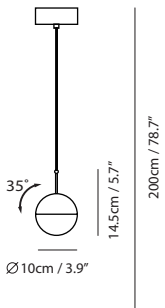


copper



shiny brass

Measurement : centimeter / inches



Dora Pendant P1

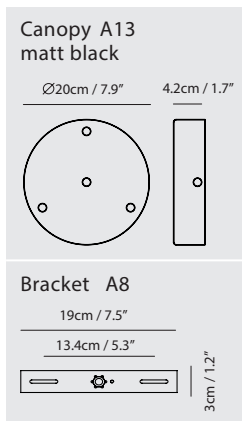
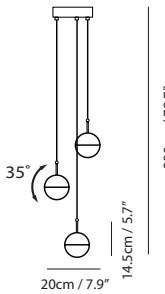
Model
SLD-1010P

Material
glass, steel

Light Source
LED 6.5W 3000K CRI 90 250lm

Weight
1.2kg / 2.7lb

Color
● copper
● shiny brass



Dobi Pendant P3

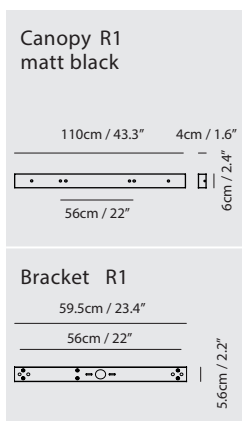
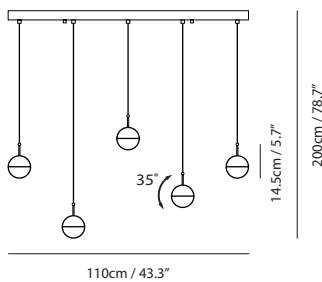
Model
SLD-1010P3

Material
glass, steel

Light Source
LED 3 x 6.5W 3000K CRI 90 678lm

Weight
3.6kg / 7.9lb

Color
● copper



Dobi Pendant PL5

Model
SLD-1010PL5

Material
glass, steel

Light Source
LED 5 x 6.5W 3000K CRI 90 1226lm

Driver
Built-in dimmable driver

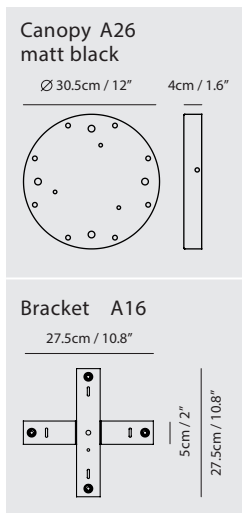
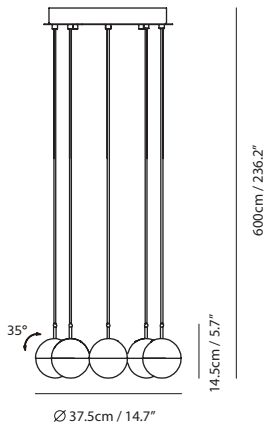
Weight
6.5kg / 14.3lb

Color
● copper



copper

Measurement : centimeter / inches



Dora Pendant P8

Model
SLD-1010P8

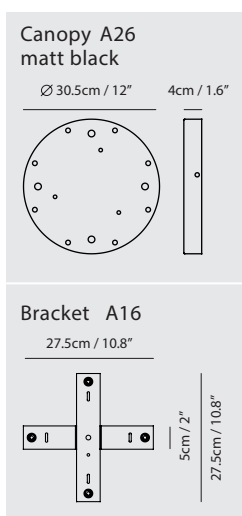
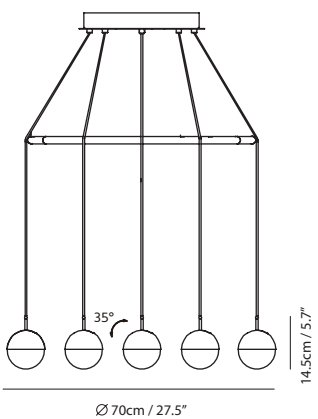
Material
glass, steel

Light Source
LED 8 x 6.5W 3000K CRI 90 4400lm

Driver
Built-in dimmable driver

Weight
12.8kg / 28.2lb

Color
● copper



Dora Pendant PC8

Model
SLD-1010PC8

Material
glass, steel

Light Source
LED 8 x 6.5W 3000K CRI 90 4400lm

Feature
Ring height adjustable

Driver
Built-in dimmable driver

Weight
13.4kg / 29.5lb

Color
● copper

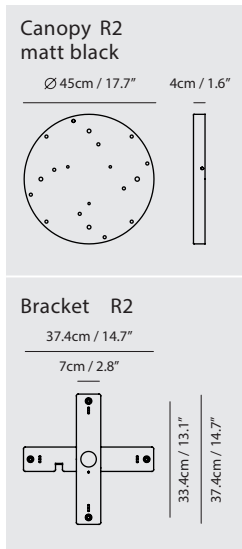
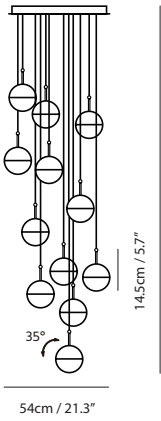


copper



shiny brass

Measurement : centimeter / inches



Dora Pendant P12

Model
SLD-1010P12

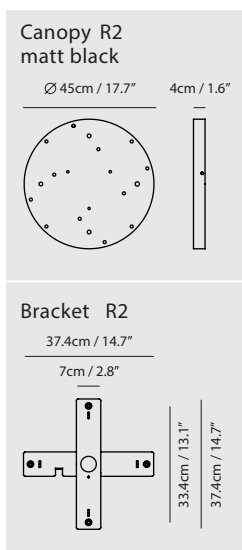
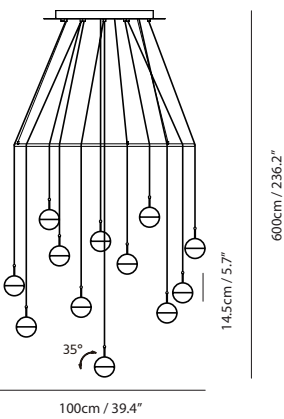
Material
glass, steel

Light Source
LED 12 x 6.5W 3000K CRI 90 4400lm

Driver
Built-in dimmable driver

Weight
19.9kg / 43.9lb

Color
● copper
● shiny brass



Dora Pendant PC12

Model
SLD-1010PC12

Material
glass, steel

Light Source
LED 12 x 6.5W 3000K CRI 90 4400lm

Feature
Ring height adjustable

Driver
Built-in dimmable driver

Weight
20.8kg / 45.9lb

Color
● copper
● shiny brass



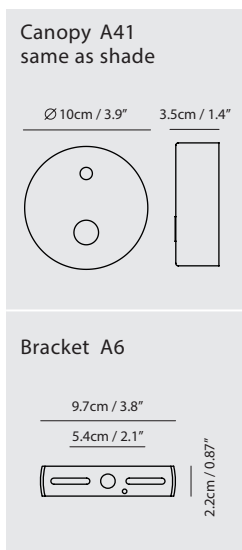
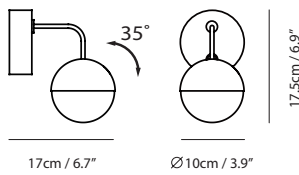


copper



shiny brass

Measurement : centimeter / inches



Dora Wall

Model
SLD-1010WDTE

Material
glass, steel

Light Source
LED 6.5W 3000K CRI 90 250lm

Feature
Touch dimmer switch

Weight
1.3kg / 2.9lb

Color
● copper
● shiny brass



点点微光散游·织衣手裡的轻罗小扇·有了荧光的伫留而光亮·流萤身侧的优雅弧线取自于花瓣弧形·婉和有束·铜色与烤漆的互衬·体现当代複合性的多元思维·流萤的光源往内倾斜·晕染光粒为雾质柔辉·轻量化的设计·让私人空间能够更自在随心地被运用·入微的心思·芸芸生活的重量也显得轻盈。

Drawing correlation to fireflies on a summer's night, SEED Design has captured this nostalgic enchantment. The lovely silhouette inherits inspiration from the most delicate of flower petals. The contrast color design contains the modern, sophisticated thoughts. Remaining light in weight, the softened illumination eliminates glare, creating a radiant diffused light source, allowing you to cherish the best dreaminess of fireflies twinkling in a summer's night.

By Chang, Huan Rou 张幻柔

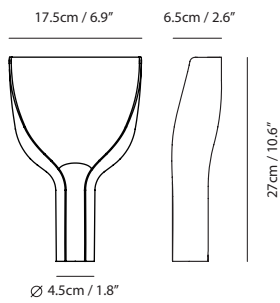




matt black + copper



matt gray + matt brass

Measurement : centimeter / inches

**Firefly Table****Model**
SLD-175D**Material**
metal, ABS**Light Source**
G9 1 x 3W LED 2700K 250lm**Weight**
0.6kg / 1.3lb**Color**

-  matt black + copper
-  matt gray + matt brass



暖日的意象漾着雪景，初昇山顶，为天幕留下富丽的温柔气息。设计师回溯多年前旅日的人文视角，诠释人们对于富士山虔诚而纯粹的景仰，也将优雅细緻的日式精神揉合于日常的设计语彙。FUJI 如同远方定立着的富士山，温朴的轮廓延绵，流露知心的诗境哲学。FUJI 的上下双重光氛明亮匀淨，口吹白玉玻璃散发和煦柔光，厚薄不均的特性使得每颗玻璃透出的亮度不一，宛若太阳光透过不同厚度云层的自然氤氳。主要光线则向下聚集，CRI>90 的高显色性点亮优质生活起居，点灯熄影之间，FUJI 静伫于各式空间尽是清新而稳实的力量。P12 的特殊吊挂设计，让电线经由挂勾决定视觉延伸，实现一灯多用，不同场域之间甚至透过电线，如同拉起传声筒，展开跨场域对话，星罗棋布的牵引之下显现空间张力。

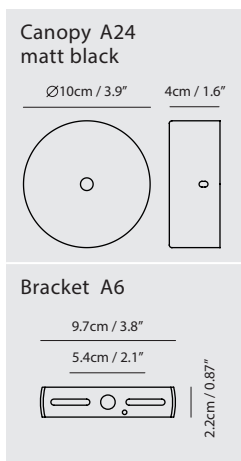
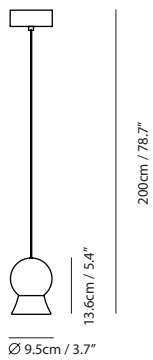
Impressed by respect and love for FUJI mountain in Japanese culture, our designer poetically characterized the FUJI. To express the mild impression, she utilizes a spherical opal glass to interpret the rising sun. Moreover, concentrated downward illumination meets the needs of work purpose. With a high CRI>90 LED source, the FUJI emits splendid amount of lighting, emulating the great powers of sunlight. With such high capabilities, impressively FUJI can also provide for a soft luminous performance with the diffuser beneath. Complementing the overall design, the delicate shade prevents direct glare, and provides for a smooth touch. With multiple choices of finish color and composition, FUJI is able to customize various lighting solution, showing true concept of modern lighting: perfect adaptability to every space.

By Dou, Ye Cin 都业勤



matt opal + matt brass

Measurement : centimeter / inches



Fuji Pendant P1

Model
SLD-1011P

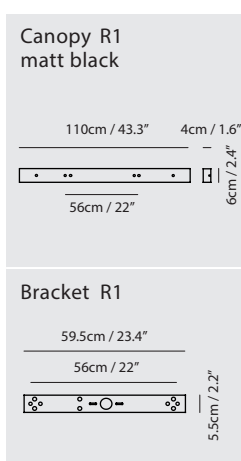
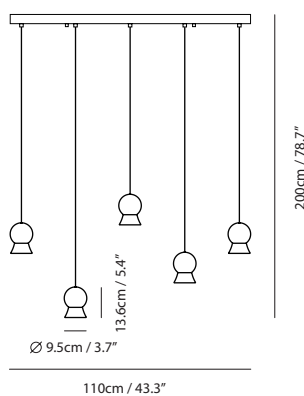
Material
mouth-blown glass, aluminum

Light Source
LED 6.5W 3000K CRI 90 250lm

Weight
0.8kg / 1.8lb

Color

 matt opal + matt brass



Fuji Pendant PL5

Model
SLD-1011PL5

Material
mouth-blown glass, aluminum

Light Source
LED 5 x 6.5W 3000K CRI 90 1226lm

Driver
Built-in dimmable driver

Weight
4.3kg / 9.5lb

Color

 matt opal + matt brass



FUJI 十二灯的吊挂设计结合线条与手工材质各自的特性重新演绎空间。天花板的冲孔设计，让原先单一方向的电线可经由挂勾决定视觉延伸，典雅的等切、斜对分，将部分的线条保留于天花板面，让光的视觉延伸弹性，也让空间张力在星罗棋布的牵引之下显现。

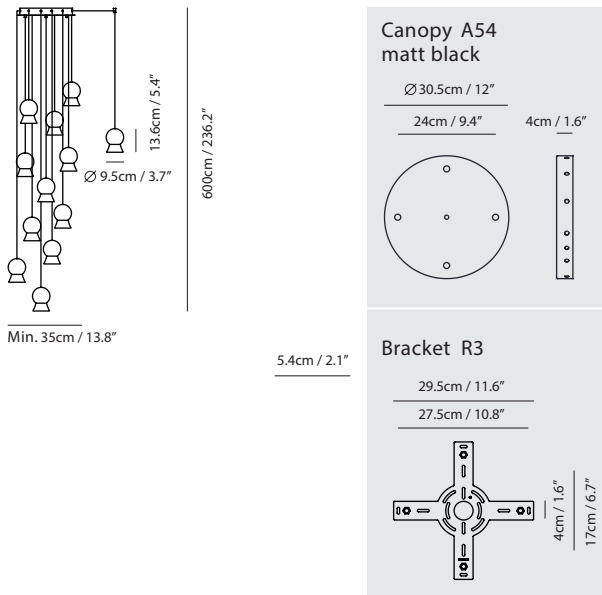
For FUJI PF12, hangers on the ceiling allow various arrangement by setting directions of cable. Within different ideas, FUJI PF12 turns out to be the visual center in the space.

By Dou, Ye Cin 都业勤



matt opal + matt brass

Measurement : centimeter / inches



Fuji Pendant P12


Model
SLD-1011PF12

Material
mouth-blown glass, aluminum

Light Source
LED 12 x 6.5W 3000K CRI 90 2495lm

Driver
Built-in dimmable driver

Weight
8.9kg / 19.6lb

Color
 matt opal + matt brass



灵感取自希腊神话半人半神的大力士 – HERCULES · 设计师将他骁勇善战、击退恶势力带来光明的精神 · 注入灯具灵魂。弹头型灯罩象征和平的守护 · 微弯身躯则隐喻耀眼不忘谦虚的处事道理。为了贴近使用者生活体验 · 整盏灯拥有多处调节的结构装置。它像是自信得体的绅士 · 时而谦虚时而挺拔 · 投射出独特优雅的光氛美学。

The HERCULES series was launched as tribute to the strong, courageous character of Greek mythology. Featuring brilliant mechanical structures while maintaining the essential spirit of design, the HERCULES provides a stunning balance between form and function. Users can turn on and dim the LED light via a swirling switch, adjust the rotating shade and create a perfectly placed arc with the simple move of a lever. The Hercules is strong yet flexible enough to fit your specific lighting needs.

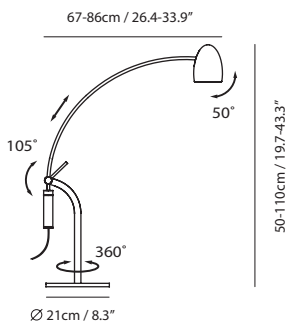
By Chen, Chao Cheng 陈昭成





copper + matt black

Measurement : centimeter / inches



Hercules Table


Model
SLD-79DTE


Material
steel

Light Source
LED 8.6W 3000K CRI 90 730lm

Feature
Touch dimmer switch

Weight
4.8kg / 10.6lb

Color
 copper + matt black



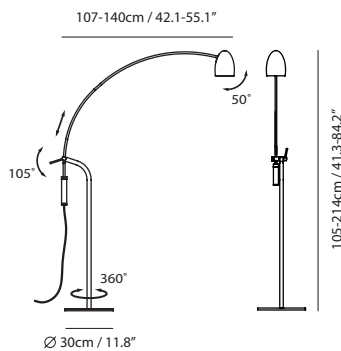


copper + matt black



matt brass + matt black

Measurement : centimeter / inches



Hercules Floor

Model
SLD-791FTE



Material
steel

Light Source
LED 12W 3000K CRI 90 1020lm

Feature
Touch dimmer switch

Weight
9.1kg / 20lb

Color

-  copper + matt black
-  matt brass + matt black



大人的成熟姿態，來自柔軟的處事間，依然朝著光向直指前進。無敵 Hoodie 的大頭盔邊角圓潤，初熟紋理藏不住無懼的冒險精神。只要邁出新的步伐，勇敢探索世界的脈絡，就能帶來點亮生活的新發現！漸進調光和可轉動燈罩細膩量身，白玉玻璃透徹如心，光滑內烤漆的光也均勻無暇。因應租屋現代需求，無敵的招式不只一種，可做為桌燈，也可掛於牆面作為壁燈，USB 滿充電力後，亦可隨身攜帶。

With opal glass and whimsical frame, HOODIE embodies an elf-like adventurer who is ready to brave the world and embark on its next adventure. HOODIE comes equipped with a splendid rotatable shade that allows you to adjust the light to that perfect direction. As a rechargeable light source, HOODIE can conveniently transition from being a Wall Sconce to Table Lamp. Take HOODIE everywhere, reap full benefits of its wireless agility, and plunge into your next exciting journey together!

By Li, Hui Lun 李慧伦

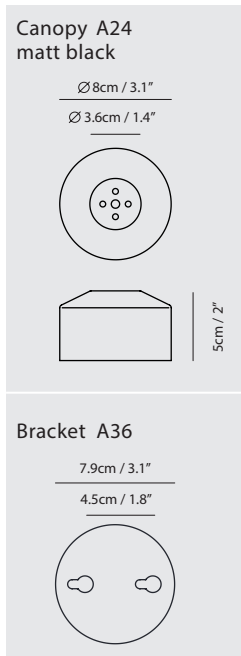
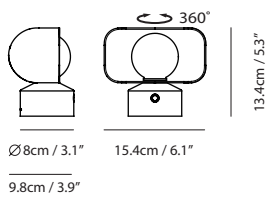


matt black + copper



matt gray + matt brass

Measurement : centimeter / inches



Hoodie Table/Wall

Model
SLD-150DC

Material
steel

Light Source
LED 2W 2700K CRI90

Feature
Touch dimmer switch

Weight
0.4kg / 0.9lb

Color
 matt black + copper
 matt gray + matt brass



点亮北极光·感受冰雪反射所有可见的亮·彷彿置身于北方国度·温暖的色温与冰块的外表相调和·体验冬季风情的同时也温暖您的心·晶采系列含桌、壁、吊、吸顶灯。

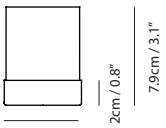
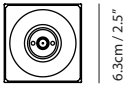
Light up the northern light, feeling what are reflected into your eyes as putting yourself in the north. ICE is visibly composed of icecube-like glass shades, which seems to be melted by the warm light. (ICE is available in desk, wall, pendant, and ceiling lamp.)

By Chen, Chao Cheng 陈昭成



clear glass + shiny satin

Measurement : centimeter / inches



6.3cm / 2.5"

Ice Table

Model
SD-62D1

Material
glass, steel

Light Source
G4 1 x Max 20W

Weight
1kg / 2.2lb

Color

clear glass + shiny satin



随着溜溜球一上一下，心情彷彿也在这反复之中获得宣泄。JOJO的平衡装置，可以让你随时调整灯罩高度，伴着口吹玻璃渗透出温暖光晕，像音符般谱出每日的心情乐章。

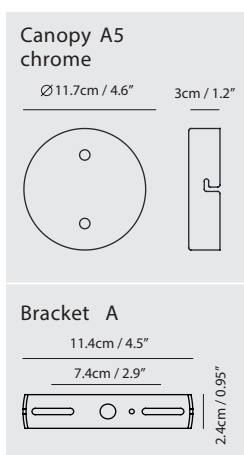
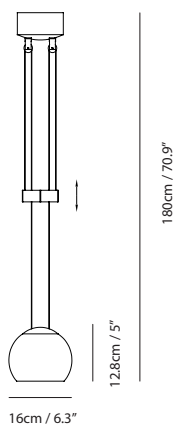
JOJO was inspired from Yo-Yo and have been announced since 1994. It seems that you can compose different songs of your mood by moving the shade up and down. The mouth-blown opal not only softens the light but also calms your life.

By Chen, Chao Cheng 陈昭成



matt opal + satin

Measurement : centimeter / inches



Jojo Pendant P1

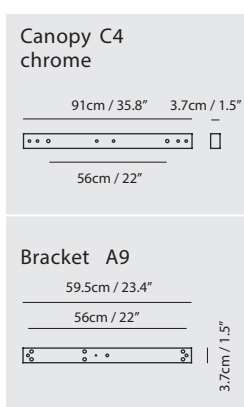
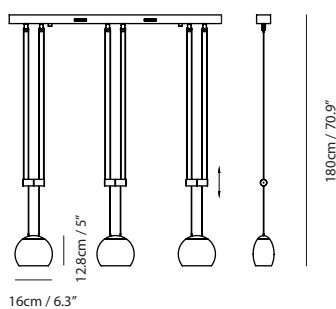
Model
SL-800

Material
mouth-blown glass, steel

Light Source
G6.35 1 x Max 50W

Weight
1.3kg / 2.9lb

Color
● matt opal + satin



Jojo Pendant P3

Model
SL-800A3

Material
mouth-blown glass, steel

Light Source
G6.35 3 x Max 50W

Weight
6kg / 13.2lb

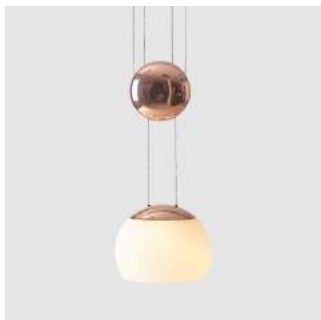
Color
● matt opal + satin




随着溜溜球一上一下，心情彷彿也在这反复之中获得宣泄。JOJO 的平衡装置，可以让你随时调整灯罩高度，伴着口吹玻璃渗透出温暖光晕，像音符般谱出每日的心情乐章。新版 LED 吊灯还原设计师于 1994 年设计初衷，上下两抹圆润象征圆满喜乐；藉由光氛，我们传达对居家的真挚祝福。

With and a height-adjustable shade inspired by the movement of a Yo-Yo, the JoJo pendant is in a traditional shape with modern sensibilities. Lit with an LED bulb, the JoJo casts a gentle, calm illumination through the mouth-blown opal shade.

By Chen, Chao Cheng 陈昭成

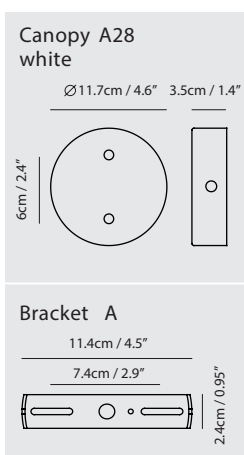
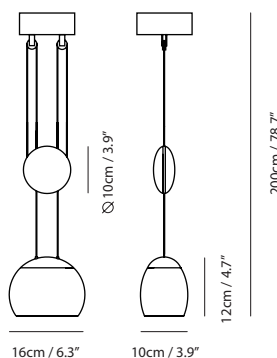


matt opal + copper cap + matt white canopy



matt opal + matt brass cap + matt white canopy

Measurement : centimeter / inches



Jojo Pendant



Model
SLD-880

Material
mouth-blown glass, steel

Light Source
LED 8.2W 2700K CRI 90 600lm

Weight
1.7kg / 3.8lb

Color

-  matt opal + copper cap + matt white canopy
-  matt opal + matt brass cap + matt white canopy



家族成员丰富的 LAITO 系列，各自散发不同性格风范。LAITO Gentle 绅光像是家族中品味独特、注重日常穿搭与生活态度的绅士代表，自衣领、袖扣、錶件到袜子鞋履，无一不是精准细腻的拿捏展现。我们将这份态度融入灯体灵魂，时髦復古的烤漆刷色，透过金属配件强化风格及吸睛效果，为热爱生活、独具美学观点的现代男士，打造一盏居家绝佳伙伴。

The LAITO Gentle is inspired by modern gentlemen who are particularly reckoned to be properly-dressed, caring for details along with exquisite taste. This is a design which shows mechanical intelligence and vintage aesthetics to great advantages. Height is allowed to be suitable with the rotary lamp arm, together with the lampshade; the LAITO Gentle provides a multi-direction adjustment function.

It is elegantly matched with refined hues to perform the best mate every man should keep.

By Chen, Chao Cheng 陈昭成
Jack Wan 万华

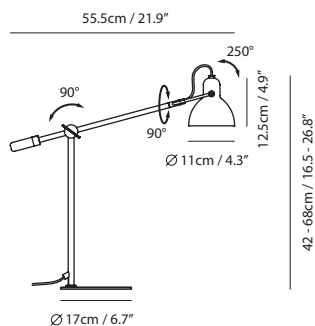


navy blue + copper



duke gray + matt brass

Measurement : centimeter / inches





Laito Gentle Table

Model
SQ-793MDR

Material
steel

Light Source
E14 1 x 4W LED 2700K

Weight
1.8kg / 4lb

Color
 navy blue + copper
 duke gray + matt brass



家族成员丰富的 LAITO 系列，各自散发不同性格风范。LAITO Gentle 绅光像是家族中品味独特、注重日常穿搭与生活态度的绅士代表，自衣领、袖扣、錶件到袜子鞋履，无一不是精准细腻的拿捏展现。我们将这份态度融入灯体灵魂，时髦復古的烤漆刷色，透过金属配件强化风格及吸睛效果，为热爱生活、独具美学观点的现代男士，打造一盏居家绝佳伙伴。

The LAITO Gentle is inspired by modern gentlemen who are particularly reckoned to be properly-dressed, caring for details along with exquisite taste. This is a design which shows mechanical intelligence and vintage aesthetics to great advantages. Height is allowed to be suitable with the rotary lamp arm, together with the lampshade; the LAITO Gentle provides a multi-direction adjustment function.

It is elegantly matched with refined hues to perform the best mate every man should keep.

By Chen, Chao Cheng 陈昭成
Jack Wan 万华

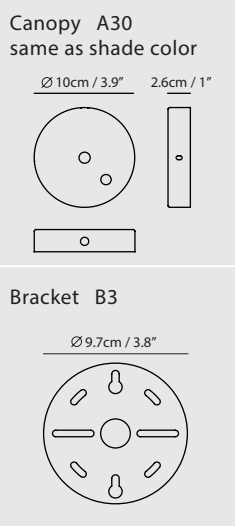
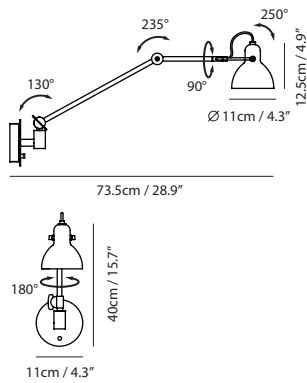


navy blue + copper



duke gray + matt brass

Measurement : centimeter / inches



Laito Gentle Wall

Model
SQ-793MWRL

Material
steel

Light Source
E14 1 x 4W LED 2700K

Driver
Built-in dimmable driver

Weight
1.3kg / 2.9lb

Color

 navy blue + copper
 duke gray + matt brass

LAITO MEGA 光

SEEDDESIGN

www.SeedDesign.com.cn



Photo Credit : UZ-Design

Laito 是日文的「light 光明」之意，灯罩是现代主义中超过百年的灯饰经典造型。Laito Mega 俐落的线条、雾面烤漆与局部铜色点缀，重新定义都市低调与简单的性格。搭配圆规式的调整结构、可 350° 转动的鱼骨结构，适用于现代生活的複合式多元居家空间，同时也阐述对复古的眷恋。

The LAITO's vintage shape brings back the silhouette of what lamps use to look like when you walked into a bank or library back in the day. Our specially designed fishbone structure enhances balance and allows rotation in the lampshade. We've taken what otherwise would only be considered a desk lamp and created a pendant lamp version out of of this. Ponder over your work, while LAITO focuses on you.

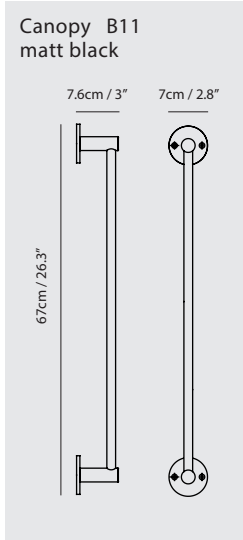
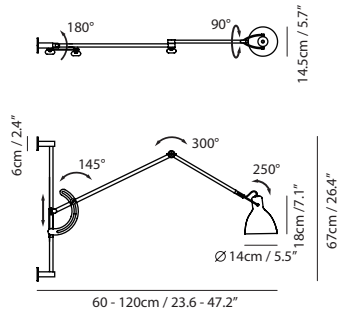
By Chen, Chao Cheng 陈昭成
Kuo, Keng Dian 郭庚典

DESIGN
AWARD



matt black + copper

Measurement : centimeter / inches



Laito Mega Wall

Model
SQ-894MWL

Material
steel

Light Source
E27 1 x 8W LED 2700K

Weight
2.7kg / 6lb

Color
● matt black + copper



Photo Credit : Fullhouse Design

Laito 是日文的「光明」之意，外型汲取自经典不朽的灯罩以及传统银行灯的「鱼骨结构」，是对复古的眷恋；以俐落的线条、雾面烤漆重新定义出都市低调与简单的性格，搭配可 350° 转动的新鱼骨结构，让「光」带着复古，走入现代实用简约生活之中。

The LAITO's vintage shape brings back the silhouette of what lamps used to look like in banks back in the day. Our specially designed fishbone structure enhances balance and allows rotation of the lampshade. We've taken what otherwise would only be considered a desk lamp and created a pendant lamp version out of of this. Ponder over your work, while LAITO focuses on you.

By Chen, Chao Cheng 陈昭成

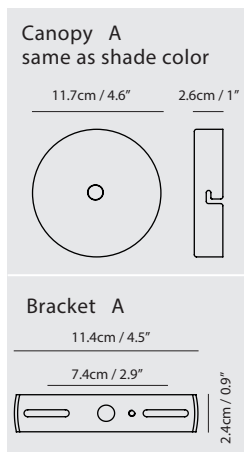
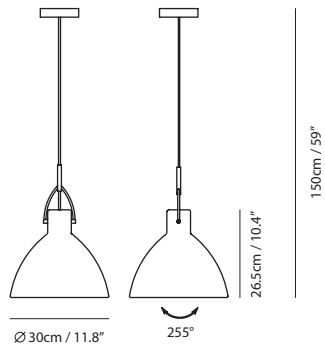


matt black



copper

Measurement : centimeter / inches



Laito Pendant

Model
SQ-897MP

Material
steel

Light Source
E27 1 x 8W LED 2700K

Weight
1.5kg / 3.3lb

Color

- matt black
- copper



Laito 是日文的「光明」之意，外型汲取自经典不朽的灯罩以及传统银行灯的「鱼骨结构」，是对复古的眷恋；以俐落的线条、雾面烤漆重新定义出都市低调与简单的性格，搭配可 350° 转动的新鱼骨结构，让「光」带着复古，走入现代实用简约生活之中。

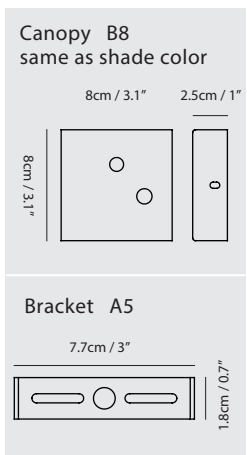
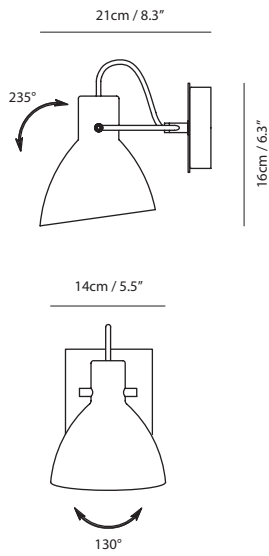
The LAITO's vintage shape brings back the silhouette of what lamps used to look like in banks back in the day. Our specially designed fishbone structure enhances balance and allows rotation of the lampshade. We've taken what otherwise would only be considered a desk lamp and created a pendant lamp version out of of this. Ponder over your work, while LAITO focuses on you.

By Chen, Chao Cheng 陈昭成



matt black

Measurement : centimeter / inches



Laito Wall

Model
SQ-893MWR

Material
steel

Light Source
E27 1 x 8W LED 2700K

Weight
0.8kg / 1.8lb

Color
● matt black



Laito 是日文的「光明」之意·LAITO MINI 外型汲取传统银行灯的灯罩造型与结构·歌颂复古典雅·并以俐落的线条·刻画出更符合都市低调乐活的性格·搭配可任意转动的鱼骨结构·「光」·循着现代复古美学·走入精巧简约生活中·此系列完整地包含桌、壁、吊灯·

The smallest Laito in the series, the mini wall lamp has inherited the classic streamlined look and flexible functionality of its larger counterparts.

It offers two types to choose. The mini WL version is with an adjustable arm and shade the wall mounted lamp can be perfectly positioned for your task at hand. As with the rest of the LAITO series aesthetic is never compromised by function.

By Chen, Chao Cheng 陈昭成

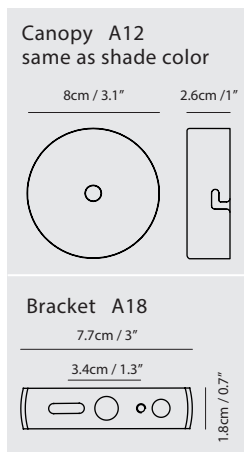
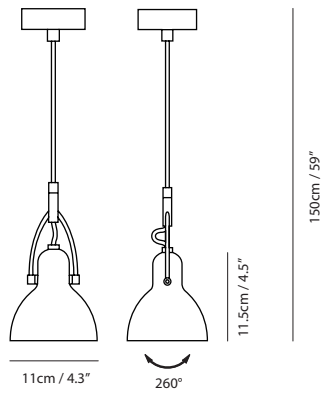


matt brass



copper

Measurement : centimeter / inches



Laito Mini Pendant

Model
SQ-793MP

Material
steel

Light Source
E14 1 x 4W LED 3000K

Weight
0.5kg / 1.1lb

Color
 matt brass
 copper



LAITO 是日文的「light 光明」之意，灯罩是现代主义中超过百年的灯饰经典造型。OPAL 手工口吹玻璃，拥抱机器仿效不出的朴实风貌，这一颗颗捧在手心里的轻透温润，承载工匠自学徒到老师傅所逝去的年华份量。我们想将这珍贵隽永的人文工艺，透过反射与折射，呈现出夜色下水光潋滟、引人伫足之美。为您带来 - 「LAITO OPAL 玻光」系列。

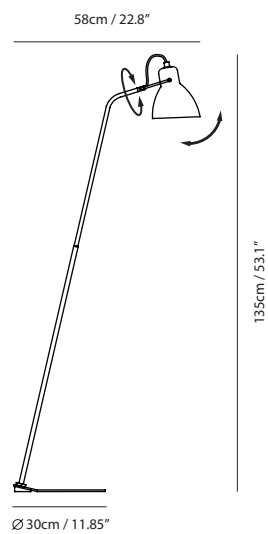
In keeping with the Laito series vintage heritage the Laito Opal adds softness to the classic, streamlined shape, evoking a subdued glow of years gone by. It can be perfectly positioned for your task at hand. As with the rest of the Laito series aesthetic is never compromised by function.

By Chen, Chao Cheng 陈昭成



matt opal shade + matt brass body
+ matt white base

Measurement : centimeter / inches




Laito Opal Floor

Model
SQ-893FB

Material
mouth-blown glass, steel

Light Source
E27 1 x 8W LED 2700K

Weight
4.6kg / 10.1lb

Color
 matt opal shade + matt brass body
+ matt white base



LAITO 是日文的「light 光明」之意，灯罩是现代主义中超过百年的灯饰经典造型。OPAL 手工口吹玻璃，拥抱机器仿效不出的朴实风貌，这一颗颗捧在手心里的轻透温润，承载工匠自学徒到老师傅所逝去的年华份量。我们想将这珍贵隽永的人文工艺，透过反射与折射，呈现出夜色下水光潋滟、引人伫足之美。为您带来 - 「LAITO OPAL 玻光」系列。

In keeping with the Laito series vintage heritage the Laito Opal adds softness to the classic, streamlined shape, evoking a subdued glow of years gone by. It can be perfectly positioned for your task at hand. As with the rest of the Laito series aesthetic is never compromised by function.

By Chen, Chao Cheng 陈昭成

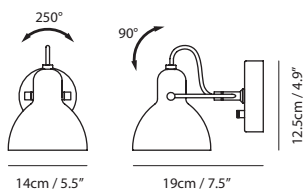


Photo Credit : MisoSoupDesign

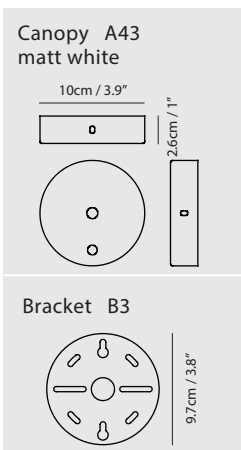


matt opal shade + matt brass body
+ matt white base

Measurement : centimeter / inches



11.4cm / 4.5"




Laito Opal Wall

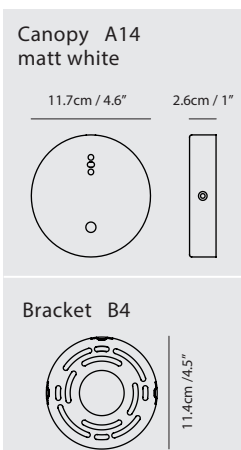
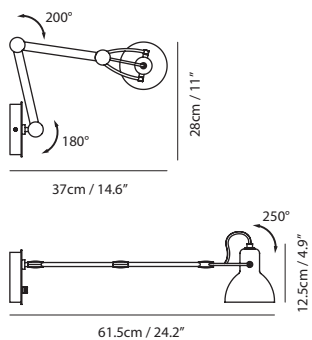
Model
SQ-793WR

Material
mouth-blown glass, steel

Light Source
E14 1 x 4W LED 3000K

Weight
0.7kg / 1.5lb

Color
 matt opal shade + matt brass body
+ matt white base



Laito Opal Wall L

Model
SQ-793WA

Material
mouth-blown glass, steel

Light Source
E14 1 x 4W LED 3000K

Weight
1.4kg / 3lb


Color
 matt opal shade + matt brass body
+ matt white base



Photo Credit : REGAL Design



Photo Credit : REGAL Design

日月潭中的光华岛·是邵族人最高祖灵 paclan 的居处·邵语称为 lalu。LALU 运用被大自然刻划出纹理的石材与手工口吹玻璃·找回那与自然共生共利的人文足迹。

"Lalu" is a holy island in the legend of one of Taiwanese aborigines--Thao. It has been symbolized to be the residence of ancestors' spirits. LALU is natural granite based with mouth-blown glass. The combination plays a harmony between the nature and humanity art. (LALU is available in desk and floor lamp.)

By Chen, Chao Cheng 陈昭成

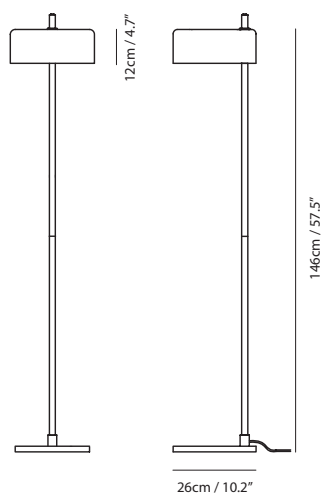


matt opal + marble



shiny red glass + marble

Measurement : centimeter / inches



Lalu Floor

Model
SQ-250F

Material
mouth-blown glass, steel, marble

Light Source
E27 1 x 8W LED 2700K

Weight
5.1kg / 11.2lb

Color

- matt opal + marble
- shiny red glass + marble



座落于日月潭上的小岛，是邵族祖先躬身耕耘、孕育血脉至最终安息的神土。LALU 取此寓意，将葱郁山林与翠澈水景交融的影像，化作夜色苍茫中的一丝静谧。随着环境意识抬头，新一代 LALU+ 重新演绎经典，以金属取代玻璃。外型更具张力，功能亦有革新，使用者可依需求，由「一」至「十」转动灯杆角度，仿佛翻转袅袅光氛於居家之中。

The LALU collection has been beloved and highly regarded for many years. Nonetheless, at SEED we are always thinking the unthinkable, thus we've reinterpreted this charming collection with a contemporary twist. Keeping up with the trends in home furnishing and accessories, we also have to get creative and ensure our pieces are multi-functional. The linear fixture of LALU+ pendant can be now be rotated to create cross or straight formations.

By Chen, Chao Cheng 陈昭成



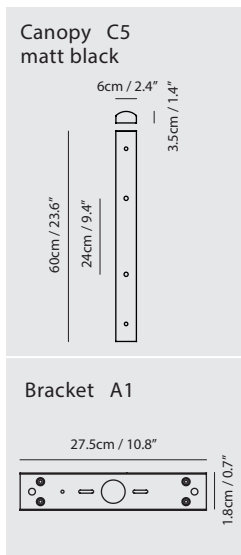
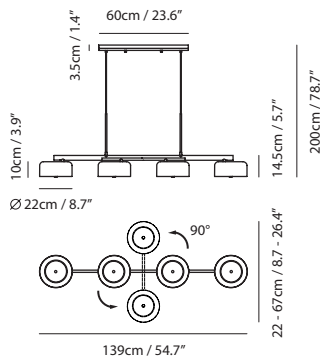


copper + matt black



sand gold + matt black

Measurement : centimeter / inches



Lalu+ Pendant PL4

Model
SQ-250MCTR4

Material
steel, glass

Light Source
E27 4 x 8W LED 2700/3000K

Weight
4.8kg / 10.6lb

Color



-  copper + matt black
-  sand gold + matt black



Photo Credit : Yi Ciao Interior Design

座落于日月潭上的小岛，是邵族祖先鞠躬耕耘、孕育血脉至最终安息的圣土。LALU 取此寓言，将蓊鬱山林与翠澈水景交融的影像，化做夜色苍茫中的一丝静谧。

随着环境意识抬头，新一代 LALU+ 重新演绎经典，以金属取代玻璃，外型更具张力，功能亦有革新，使用者可依需求，由「一」至「十」转动灯杆角度，彷彿翻转袅袅光氛于居家之中。

LALU+ Pendant version has gained so much popularity that we've introduced LALU+ Desk and Floor versions as well. By replacing glass with steel, this classic silhouette has been reinvented with a modern twist. Fuse a bit of retro with a splash of modern, render it utilitarian, and you've got LALU+. Allow this light to enliven your surroundings.

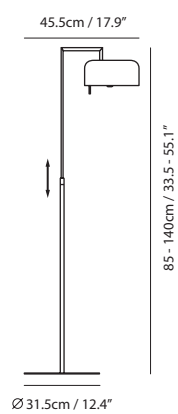
By Chen, Chao Cheng 陈昭成





copper + matt black

Measurement : centimeter / inches




Lalu+ Floor

Model
SQ-250MFR

Material
steel, PMMA

Light Source
E27 1 x 8W LED 2700K

Weight
4.7kg / 10.4lb

Color
 copper + matt black



座落于日月潭上的小岛，是邵族祖先躬身耕耘、孕育血脉至最终安息的圣土。LALU 取此寓言，将蓊鬱山林与翠澈水景交融的影像，化做夜色苍茫中的一丝静谧。

随着环境意识抬头，新一代 LALU+ 重新演绎经典，以金属取代玻璃。外型更具张力，功能亦有革新，使用者可依需求，由「一」至「十」转动灯杆角度，彷彿翻转袅袅光氛于居家之中。

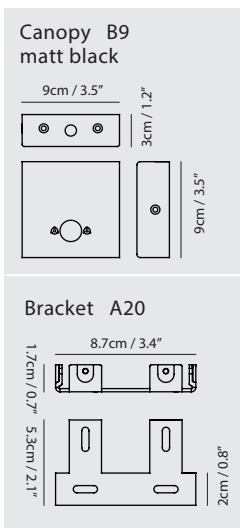
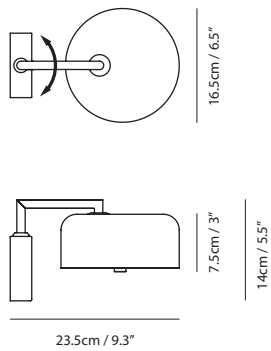
LALU+ Pendant version has gained so much popularity that we've introduced LALU+ Desk and Floor versions as well. By replacing glass with steel, this classic silhouette has been reinvented with a modern twist. Fuse a bit of retro with a splash of modern, render it utilitarian, and you've got LALU+. Allow this light to enliven your surroundings.

By Chen, Chao Cheng 陈昭成



copper + matt black

Measurement : centimeter / inches



Lalu+ Wall

Model
SLD-2501MWRTE

Material
steel, PMMA

Light Source
LED 5W 2700K CRI 90 425lm

Feature
Touch dimmer switch

Weight
0.9kg / 2lb

Color
● copper + matt black



LALU+ 拉鲁除了有戏剧张力的外型·智慧灯杆结构「一」转「十」的特点·重新翻转人们与餐桌的美味关系。延伸系列 LALU+ LED 保留底部柔光片设计·将光源进阶成高演色性 LED 模组。

全系列有吊·壁灯两种品项·其中·吊灯除了适合吧台与餐桌的长型款·亦添加树枝状主灯·多层枝节任意转动的特点·让使用者在不同情境中·随时更换最合意的光氛表情。

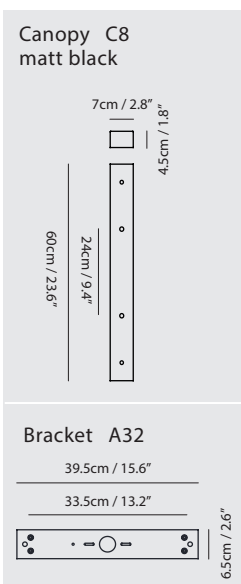
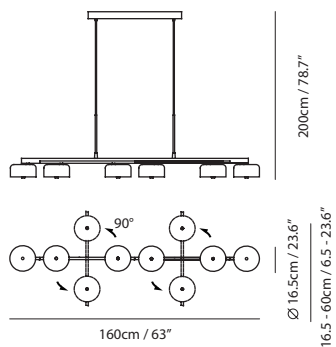
The LALU+ collection has been beloved and highly welcomed since first launch. The brilliant feature of rotated linear fixture enhances the interaction with users. Keeping up the identity, we reinterpreted this fascinating item into LED version. There are two formations of suspensions: the chandelier allows to rotate each fixture, creating multiple expressions through layers; while the linear pendant makes charming match on table and kitchen island. The LALU+ LED offers suspensions and wall lamps.

By Chen, Chao Cheng 陈昭成



copper + matt black

Measurement : centimeter / inches



Lalu+ Pendant PL6

Model
SLD-2501MCTR6

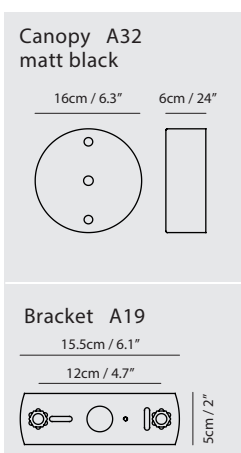
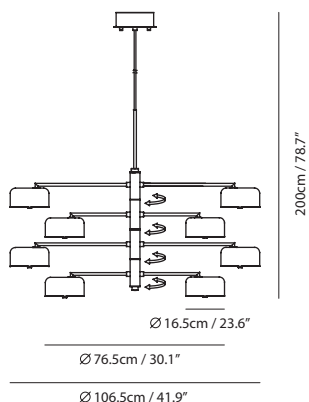
Material
steel, glass

Light Source
LED 6 x 5W 2700K CRI 90 2700lm

Driver
Built-in dimmable driver

Weight
6.3kg / 13.9lb

Color
● copper + matt black



Lalu+ Pendant P8

Model
SLD-2501MPR8

Material
steel, PMMA

Light Source
LED 8 x 5W 2700K CRI 90 3600lm

Driver
Built-in dimmable driver

Weight
8.4kg / 18.5lb

Color
● copper + matt black




台湾老式宅邸的生命叙事，圈围在金属条勾勒的铁窗花之中，那多变独特的图腾，除了功能考量，亦沿袭家族根源的光景。

LING 櫛宛如一名搭乘时光列车的诗人，游走于怀旧与现代，记下两种美学邂逅的悸动与火花。取材自铁窗花的金属框，恰到好处的留白，一点一滴收藏空间温度与记忆；异材质灯罩的融合，流露典雅气息，使用上不仅通透、创造双重光氛质感，也能局部转动，为日常蔓延趣味新意。

With a harmonious mingle of minimalism, let the LING shine through. Inspired by the beauty of patterned metal fences built around balconies and windows, LING is a nostalgic well-orchestrated interlude. With an embedded LED light source the LING's adjustable pendant gracefully creates the perfect ever-changing lighting configuration to suit your various needs. With an airy grace, the LING provides ample lighting yet remains clean and seamless.

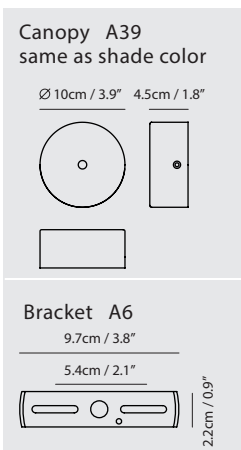
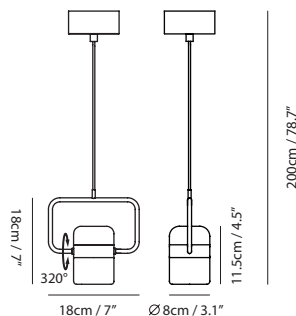
By Li, Hui Lun 李慧伦





matt black + copper ring

Measurement : centimeter / inches



Ling Pendant Horizontal

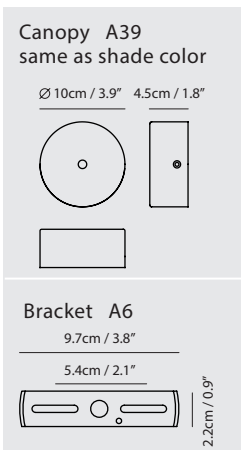
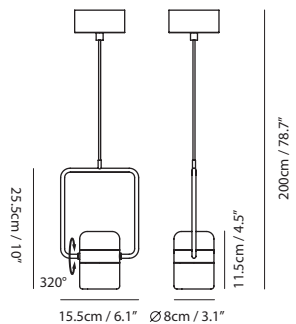
Model
SLD-80PH

Material
steel, glass, PMMA

Light Source
LED 6W 3000K CRI 90 280lm

Weight
1.1kg / 2.4lb

Color
● matt black + copper ring



Ling Pendant Vertical

Model
SLD-80PV

Material
steel, glass, PMMA

Light Source
LED 6W 3000K CRI 90 280lm

Weight
1.1kg / 2.4lb

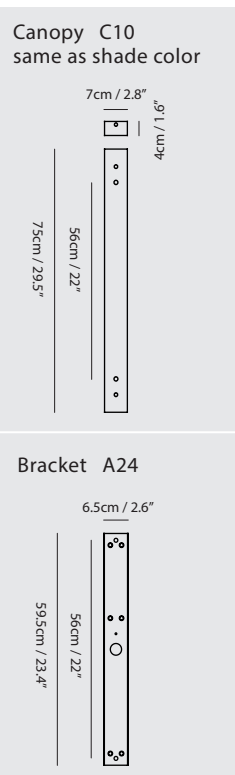
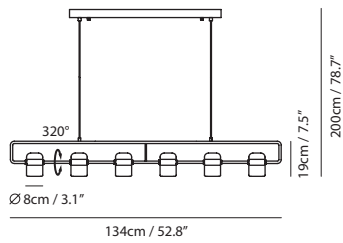
Color
● matt black + copper ring





matt black + copper ring

Measurement : centimeter / inches



Ling Pendant PL6

Model
SLD-80PF6

Material
steel, glass, PMMA

Light Source
LED 6 x 6W 3000K CRI 90 1270lm

Driver
Built-in dimmable driver

Weight
6.8kg / 15lb

Color
● matt black + copper ring



台湾老式宅邸的生命叙事，圈围在金属条勾勒的铁窗花之中，那多变独特的图腾，除了功能考量，亦沿袭家族根源的光景。

LING 櫛宛如一名搭乘时光列车的诗人，游走于怀旧与现代，记下两种美学邂逅的悸动与火花。取材自铁窗花的金属框，恰到好处的留白，一点一滴收藏空间温度与记忆；异材质灯罩的融合，流露典雅气息，使用上不仅通透、创造双重光氛质感，也能局部转动，为日常蔓延趣味新意。

With a harmonious mingle of minimalism, let the LING shine through. Inspired by the beauty of patterned metal fences built around balconies and windows, LING is a nostalgic well-orchestrated interlude. With an embedded LED light source the LING's adjustable pendant gracefully creates the perfect ever-changing lighting configuration to suit your various needs. With an airy grace, the LING provides ample lighting yet remains clean and seamless.

By Li, Hui Lun 李慧伦



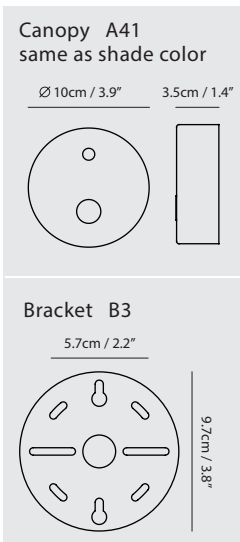
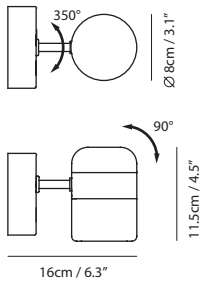


matt black + copper ring



matt white + matt brass ring

Measurement : centimeter / inches



Ling Wall

Model
SLD-80WTE

Material
steel, glass, PMMA

Light Source
LED 6W 3000K CRI 90 280lm

Feature
Touch dimmer switch

Weight
1kg / 2.2lb

Color
 matt black + copper ring
 matt white + matt brass ring



山林层叠翠·云雾翻涌而变化于虚无缥缈间的萦绕景象·若能捕捉住·时而欣赏·多么令人快意！

点缀空间盎然样的 MIST 吊灯·经由老师傅多年经验操刀·精彩地将大片风景与玻璃交融·似有若无的雾面喷砂处理·自底部云涌而起·灯亮时的氤氲感·彷彿日出初醒的光丝·弥漫于云海间；熄灯时的 MIST·恰如朵朵白云·轻跃天空。

Centuries ago, many Chinese poets composed beautiful poems inspired by intriguing mountainous sceneries. When standing on a mountaintop, people seem to be close enough to be able to touch the clouds with their fingertips and feel the mists against their faces. In dedication to those inspiring poems, we've created MIST in hopes to capture that very moment. MIST combines precision craftsmanship with laborious technique, sand-blasting every piece by hand. Turn the light on and MIST will calmly illuminate your surroundings.

By Chen, Chao Cheng 陈昭成

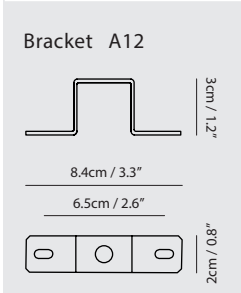
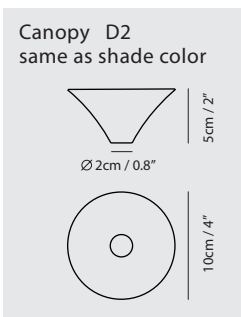
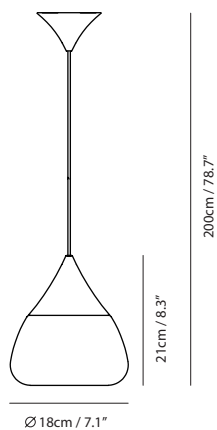


copper



matt brass

Measurement : centimeter / inches



Mist Pendant M

Model
SQ-8997P

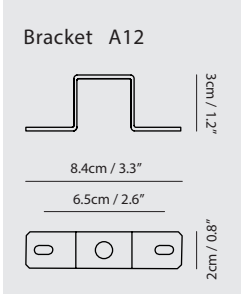
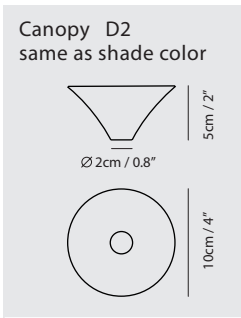
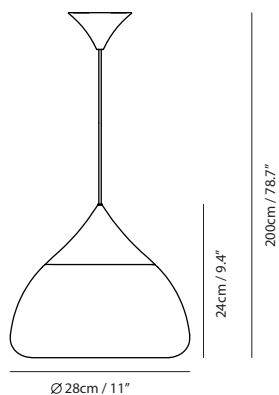
Material
mouth-blown glass, steel

Light Source
R63 1 x 6W LED 2700K 400lm

Feature
Mouth-blown sand-blasted glass

Weight
1.3kg / 2.9lb

Color
● copper
● matt brass



Mist Pendant L

Model
SQ-8997PL

Material
mouth-blown glass, steel

Light Source
R80 1 x 6W LED 2700K 450lm

Feature
Mouth-blown sand-blasted glass

Weight
2.6kg / 5.7lb

Color
● copper
● matt brass



这是一盏「会呼吸的灯」，在吐纳间散放细腻光氛。

MOAI 灵感取自复活节岛上的摩艾石像，设计师描其轮廓，结合清玻璃透视效果与金属亮面质感，为现代人奔忙的生活步伐捎来一丝徐缓气息。简约剔透的外型能自在穿梭于现代留白的宁静场域及瀟灑復古风味的人文空间；微小光束颗粒在玻璃内部来回漫射碰撞，随着不同视角转化成厚薄不一的精巧光蛋，增添空间趣味。

When illuminated the MOAI provides an atmospheric, ambient glow as light moves through the sphere and bounces off the clear glass shade creating an unique egg-shaped reflection. A beautiful silhouette reminiscent of the stone statues of Easter Island, the MOAI is dynamic whether on or off.

By Chen, Chao Cheng 陈昭成



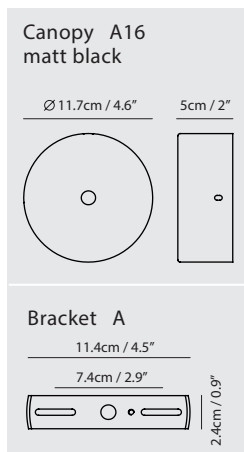
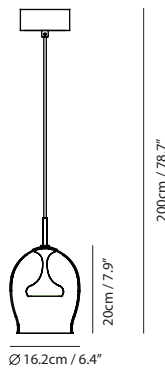


copper



shiny brass

Measurement : centimeter / inches



Moai Pendant M

Model
SLD-201P

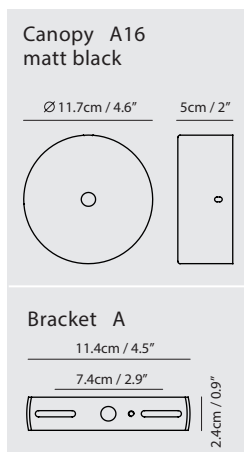
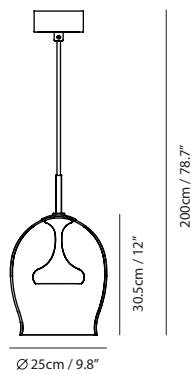
Material
mouth-blown glass, aluminum

Light Source
LED 8.5W 3000K CRI 90 400lm

Feature
mouth-blown glass

Weight
1.5kg / 3.3lb

Color
● copper
● shiny brass



Moai Pendant L

Model
SLD-304P

Material
mouth-blown glass, aluminum

Light Source
LED 13W 3000K CRI 90 700lm

Feature
Mouth-blown glass

Driver
Built-in dimmable driver

Weight
3.5kg / 7.7lb

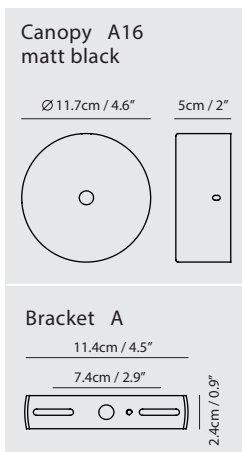
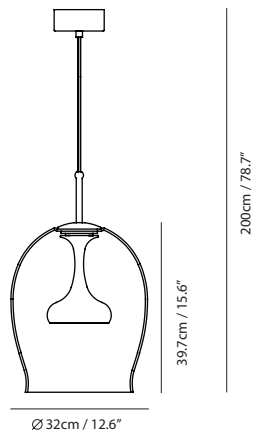
Color
● copper
● shiny brass





copper

Measurement : centimeter / inches



Moai Pendant XL

Model
SLD-3239P

Material
mouth-blown glass, aluminum

Light Source
LED 16W 3000K CRI 90 930lm

Feature
Mouth-blown glass

Driver
Built-in dimmable driver

Weight
4.7kg / 10.4lb

Color
● copper



目木由年轻设计师所设计·研习木工多年的他·精心结合前端科技与木头特性·将高演色性的 LED 光源 (CRI >90) 嵌入流线俐落的金属灯体·而自然的木纹则相合在灯体两侧·混搭出温和而沉静的舒心感受·疲累时望见「目木」·彷彿身在蓊鬱林木中·吐纳那片疗癒人心的自然美景。

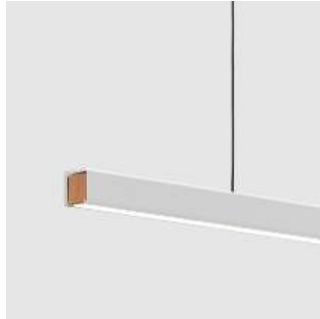
Designer Dian has been mastering the artistry of woodworking for years. He's always had an appreciation towards the organic nature the material exhibits. In the MUMU pendant, he utilizes the coolness of metal married with an LED light source, and counter-balances this with the warmth of the wood on both ends of the pendant. The MUMU is available in two versions: Matt White with Beech and Matt Black with Walnut.

By Kuo, Keng Dian 郭庚典



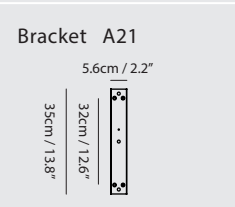
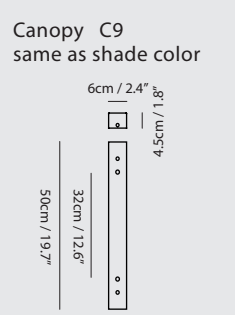
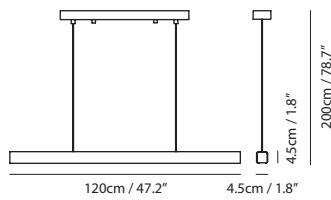


matt black + walnut (wood cap)



matt white + beech (wood cap)

Measurement : centimeter / inches



Mumu Pendant 120

Model
SLD-3981PPE

Material
aluminum, beech/ walnut cap

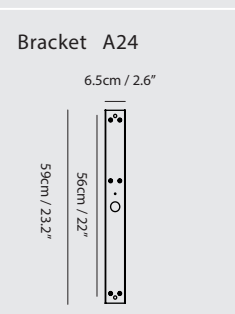
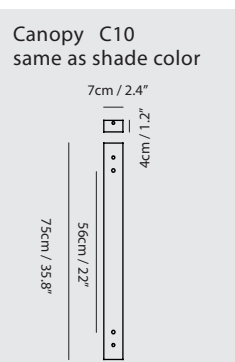
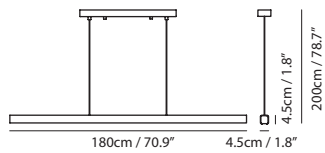
Light Source
LED 32W 3000K CRI 90 2150lm

Feature
Push dimmer switch

Driver
Built-in dimmable driver

Weight
2.9kg / 6.4lb

Color
 matt black + walnut (wood cap)
 matt white + beech (wood cap)



Mumu Pendant 180

Model
SLD-3981PL

Material
aluminum, beech/ walnut cap

Light Source
LED 48W 3000K CRI 90 3200lm

Driver
Built-in dimmable driver

Weight
4.8kg / 10.6lb


Color
 matt black + walnut (wood cap)



目木由年轻设计师所设计·研习木工多年的他·精心结合前端科技与木头特性·将高演色性的 LED 光源 (CRI >90) 嵌入流线俐落的金属灯体·而自然的木纹则相合在灯体两侧·营造出温和而沉静的舒心感受·疲惫时望见「目木」·彷彿身在蓊鬱林木中·吐纳那片疗癒人心的自然美景。

Designer Dian has been mastering the artistry of woodworking for years. He's always had an appreciation towards the organic nature the material exhibits. In the MUMU pendant, he utilizes the coolness of metal married with an LED light source, and counter-balances this with the warmth of the wood on both ends of the pendant. The MUMU is available in two versions: Matt White with Beech and Matt Black with Walnut.

By Kuo, Keng Dian 郭庚典

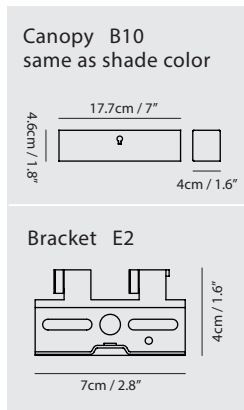
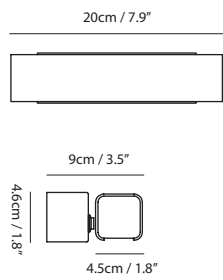


matt black + walnut (wood cap)



matt white + beech (wood cap)

Measurement : centimeter / inches



Mumu Wall

Model
SLD-3981WPE



Material
aluminum, wood

Light Source
LED 5.7W 3000K CRI 90 400lm

Driver
Push dimmer switch

Weight
0.8kg / 1.8lb

Color

-  matt black + walnut (wood cap)
-  matt white + beech (wood cap)




Photo Credit : 共和築研設計

苹果敲醒牛顿以前，万有引力从未被发现，现代的生活是来自于它与科学间美丽的邂逅。手工口吹玻璃製成的 NEWTON，就像颗丰硕的苹果，圆润自然的线条透出温暖柔和的光晕，点缀空间，诱发童话般的甜蜜氛围。

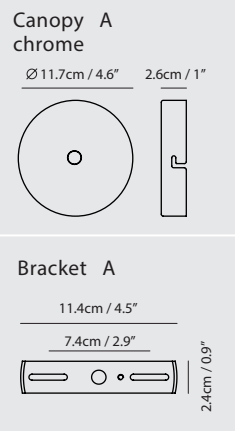
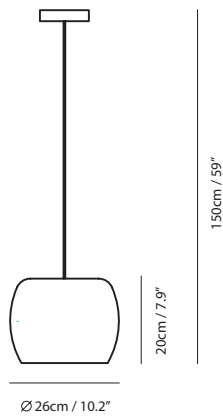
Before the apple knocked Newton, no one ever found the gravitation; people say "an apple a day keeps the doctor away". Apple is not only a kind of fruit but constructs the modern technological life by bumping into science. NEWTON is made of mouth-blown glass. It appears gently charming when you turn on the light.

By Chen, Chao Cheng 陈昭成



shiny opal

Measurement : centimeter / inches



Newton Pendant

Model
SQ-7997P

Material
mouth-blown glass, steel

Light Source
E27 1 x 8W LED 2700K

Feature
Mouth-blown glass

Weight
1.9kg / 4.2lb

Color
○ shiny opal



随心所欲地塑捏它、点亮它就是一种乐趣。NUMEN 精灵桌灯以安全硅胶制成，不同于一般塑料，硅胶耐极端温度 (-100~250°C)、抗腐蚀、无毒等安全特性，可以放心让小孩玩耍揉捏，童心未泯！夜光型的精灵桌灯在熄灭后仍有 20 分钟的微光，夜光的光线随着人们入眠也逐渐变弱，同时达到舒眠与节能的效果，可当小夜灯使用。千变万化的表情，亮出最甜蜜的光氛，怎能不征服您的心！

NUMEN lights differently each time when you give it a new look and shape. With NUMEN, you can let your inner creativity loose and bend the NUMEN to whatever your heart desires. Challenge your wildest imagination! NUMEN is constructed with silicone rubber, which is a safe material that offers countless advantageous properties such as thermal stability, low chemical reaction, and low toxicity. Staying lit for a full 20 minutes after its light source has been turned off, the fluorescent NUMEN literally falls asleep with you.

By Li, Hui Lun 李慧伦



fluorescent green

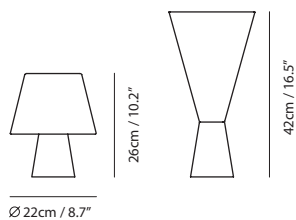


fluorescent lavender



blue

Measurement : centimeter / inches



Numen Table

Model
SQ-420D

Material
silicone rubber

Light Source
E27 1 x 8W LED 2700K

Feature
Silicone rubber

Weight
0.7kg / 1.5lb

- Color**
- fluorescent green
 - fluorescent lavender
 - blue



网络世代的蓬勃发展，演化出当代特有的符码文化，我们所习惯的单字，不仅存在着传统字典中明订的意涵，更衍生彰显自由想像力的独到定义；OLO 揉合文字和新世代符码概念，在光的领域注入一股文化新浪潮。

字面三个英文字母，象征图像中的双眼与鼻子，少了底部嘴型，任观者恣意解释所欲传达的表情。设计师将这份意念延伸至灯具，运用简单的几何构件，联手塑造一个谜样的留白境地。科技的变化随着时代快速演进，日常生活物件则保留恋念的过往，环状吊灯表达 SEED 对圆桌象征「团圆」的怀忆，可运用于中式餐桌和会客空间，红铜与雾黑的配色则带来当代新意。均匀的镂空光圈营造空间透视感，翻转的结构可随时调整上下的亮度分配：团圆用餐时光，可将灯罩翻转向下，而三五好友酒茶片刻则可向上，营造微醺放鬆气氛。

OLO always originates from a circle or a line. Using the basic elements to create the picture of a light, Designer White challenges our every imagination by series that is designed to be limitless in possibilities.

Circular suspension conveys the nostalgic expression traced back to round table, which symbolizes "reunion" in traditional Chinese dining. Rotatable lamp shade embedded in cutting-edge design of hollow circles with glare-free LED lighting, the CRI 90 softened light can impressively create practical as well as ambient light. Occasionally light distribution is allowed due to rotatable structure of each shade. Upside or downward, let your imagination run loose and allow the fun to begin.

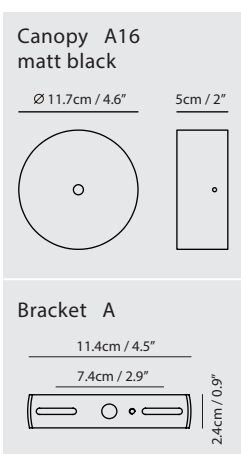
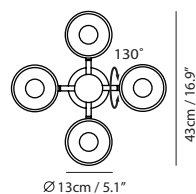
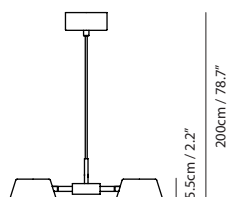
By Li, Hui Lun 李慧伦





copper + matt black

Measurement : centimeter / inches



OLO Pendant PC4

Model
SLD-130PC4

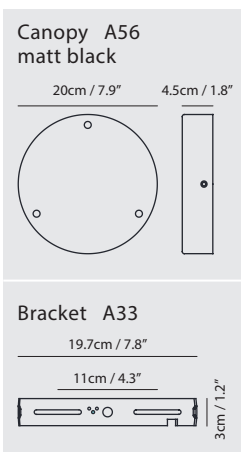
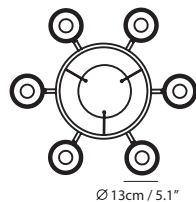
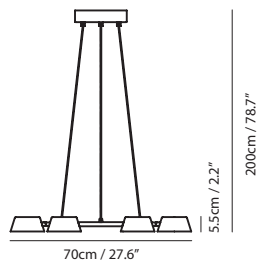
Material
metal, aluminum, PP

Light Source
LED 4 x 6.5W 3000K CRI90 1400lm

Driver
Built-in dimmable driver

Weight
2.2kg / 4.9lb

Color
● copper + matt black



OLO Pendant PC6

Model
SLD-130PC6

Material
metal, aluminum, PP

Light Source
LED 6 x 6.5W 3000K CRI90 1400lm

Driver
Built-in dimmable driver

Weight
3.6kg / 7.9lb

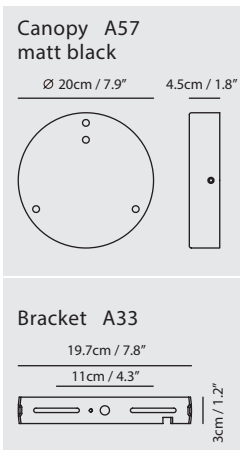
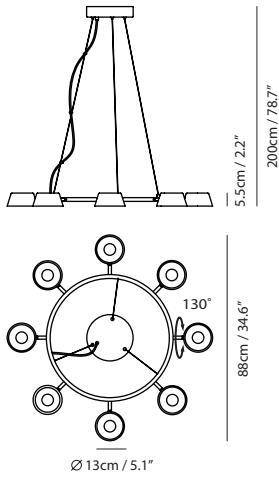
Color
● copper + matt black





copper + matt black

Measurement : centimeter / inches



OLO Pendant PC8

Model
SLD-130PC8

Material
metal, aluminum, PP

Light Source
LED 8 x 6.5W 3000K CRI90 2530lm

Driver
Built-in dimmable driver

Weight
4.8kg / 10.6lb

Color
● copper + matt black



网路世代的蓬勃发展，演化出当代特有的符码文化，我们所习惯的单字，不仅存在着传统字典中明订的意涵，更衍生彰显自由想像力的独到定义；OLO 揉合文字和新世代符码概念，在光的领域注入一股文化新浪潮。

字面三个英文字母，象徵图像中的双眼与鼻子，少了底部嘴型，任观者恣意解释所欲传达的表情。设计师将这份意念延伸至灯具，运用简单的几何构件，联手塑造一个迷样而镂空的留白境地。壁灯近乎 360 度转动功能和触控式调光，伸手便能轻松调整方向和亮度，于此鼓励人人化身场域导演，亲自编排光氛与环境间的契合距离。

OLO always originates from a circle or a line. Using the basic elements to create the picture of a light, Designer White challenges our every imagination by series that is designed to be limitless in possibilities.

Rotatable lamp shade embedded in cutting-edge design of hollow circle with glare-free LED lighting, the CRI 90 softened light can impressively create practical as well as ambient light. With an easy one-touch-dimmer, you are one fingertip away to letting your imagination can run loose and allowing the fun to begin.

By Li, Hui Lun 李慧伦



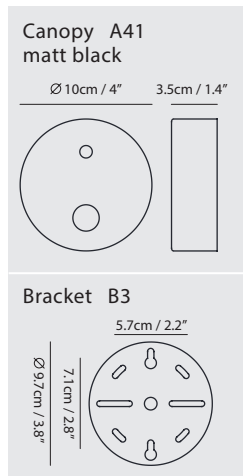
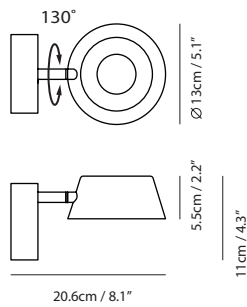


matt black



copper + matt black

Measurement : centimeter / inches



OLO Wall W

Model
SLD-130WRTE

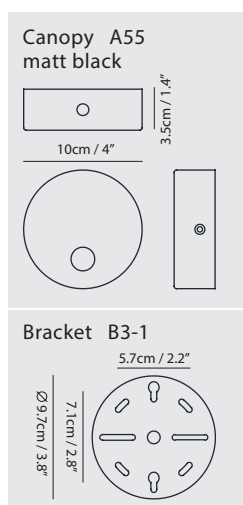
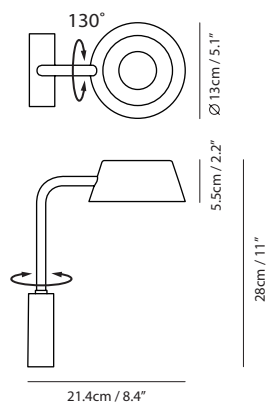
Material
metal, aluminum, PP

Light Source
LED 6.5W 3000K CRI 90 415lm

Feature
Touch dimmer switch

Weight
0.6kg / 1.3lb

Color
● matt black



OLO Wall WU

Model
SLD-130WUTE

Material
metal, aluminum, PP

Light Source
LED 6.5W 3000K CRI 90 415lm

Feature
Touch dimmer switch

Weight
0.7kg / 1.5lb

Color
● copper + matt black



OLO 光氛符号添加新元素「直径符号 Φ 」，直观地以符号外形表露其纵向仰俯、横向摆首的翻转特色，展现面面俱到的全方位光向。细致出色的环状与 U 型框，一如美丽天体的土星环，温柔圈围着漂浮回旋的发光主体，且听 OLO Φ 为人们轻柔吟唱属于光的咏叹调。

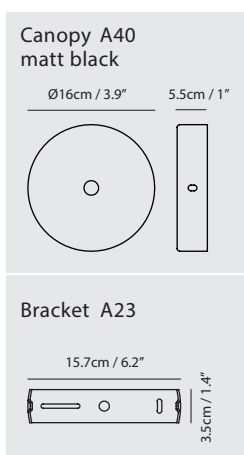
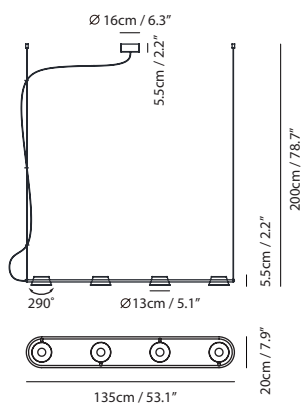
OLO Φ infused the diameter symbol Φ into basic elements of circle and line. The wall/ceiling lamp impressively covers every object in need with an omnidirectional light rotation, which can be tilted vertically as well as horizontally. With the finely welded frame of round and U-bend, it looks like Saturn ring embraces the floating and flipping lamps in its arms that served us sufficient warm light as a soft aria.

By Li, Hui Lun 李慧伦



sand gold + matt black

Measurement : centimeter / inches



OLO Ø Pendant PL4

Model
SLD-130PL4

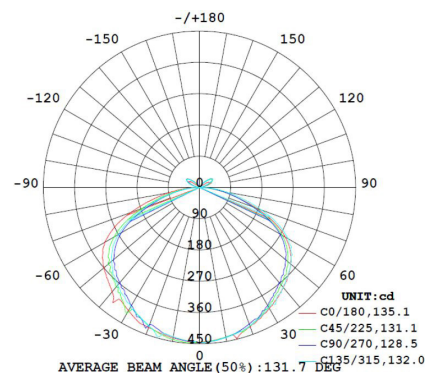
Material
metal, aluminum, PP

Light Source
LED 4 x 6.5W 3000K
CRI90 1650lm

Driver
Built-in dimmable driver
(Triac dimming)

Weight
2.9kg / 6.4lb

Color
 sand gold + matt black





OLO 光氛符号添加新元素「直径符号 Φ 」，直观地以符号外形表露其纵向仰俯、横向摆首的翻转特色，展现面面俱到的全方位光向。细致出色的环状与 U 型框，一如美丽天体的土星环，温柔圈围着漂浮回旋的发光主体，且听 OLO Φ 为人们轻柔吟唱属于光的咏叹调。

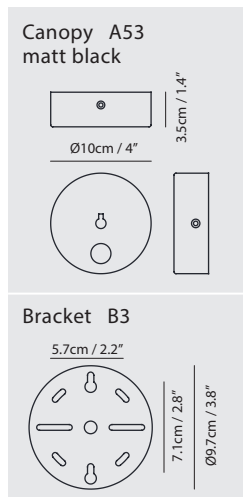
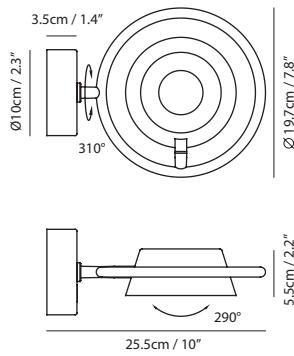
OLO Φ infused the diameter symbol Φ into basic elements of circle and line. The wall/ceiling lamp impressively covers every object in need with an omnidirectional light rotation, which can be tilted vertically as well as horizontally. With the finely welded frame of round and U-bend, it looks like Saturn ring embraces the floating and flipping lamps in its arms that served us sufficient warm light as a soft aria.

By Li, Hui Lun 李慧伦



sand gold + matt black

Measurement : centimeter / inches



OLO Ø Wall

Model
SLD-130WATE

Material
metal, aluminum, PP

Light Source
LED 6.5W 3000K CRI90 415lm

Feature
Touch dimmer switch

Weight
0.8kg / 1.8lb

Color
sand gold + matt black



机械感强烈的 PLANET 行星系列，是汇集 SEEDDESIGN 于灯具结构上多年的智慧结晶。

兼具美感及实用功能的行星，灯体上有多个部位，皆可依照使用者个人需求进行调整，如同私人秘书般提供完整的「专属感」。壁灯款搭配的 180 度左右转动固定架，扩大空间使用范围，更加呼应现代室内配置上弹性利用空间的概念。

PLANET embodies and represents the SEED ideology. At SEED we are simple, elegant, practical, yet interactive. It took our design geniuses tiresome years to overcome a myriad of technical challenges, but finally, the PLANET was born. PLANET is incredibly polished and sophisticated, yet still so straightforward. The multi-adjustable parts provide the user flexibility to meet their every need. Combining intelligent design with innovational aesthetics, the PLANET is ready to tenderly emit a moon-like illumination through genuine copper/ brass gears.

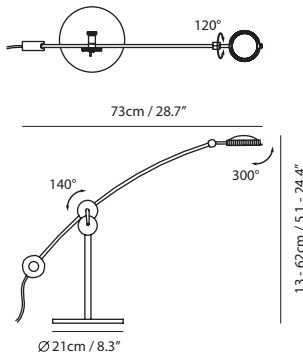
By Chen, Chao Cheng 陈昭成





matt black + copper

Measurement : centimeter / inches



Planet Table

Model
SLD-100DRTE

Material
steel, copper/ brass

Light Source
LED 8.6W 3000K CRI 90 350lm

Feature
Touch dimmer switch

Weight
3.6kg / 7.9lb

Color
● matt black + copper



机械感强烈的 PLANET 行星系列，是汇集 SEEDDESIGN 于灯具结构上多年的智慧结晶。

兼具美感及实用功能的行星，灯体上有多个部位，皆可依照使用者个人需求进行调整，如同私人秘书般提供完整的「专属感」。壁灯款搭配的 180 度左右转动固定架，扩大空间使用范围，更加呼应现代室内配置上弹性利用空间的概念。

PLANET embodies and represents the SEED ideology. At SEED we are simple, elegant, practical, yet interactive. It took our design geniuses tiresome years to overcome a myriad of technical challenges, but finally, the PLANET was born. PLANET is incredibly polished and sophisticated, yet still so straightforward. The multi-adjustable parts provide the user flexibility to meet their every need. Combining intelligent design with innovational aesthetics, the PLANET is ready to tenderly emit a moon-like illumination through genuine copper/ brass gears.

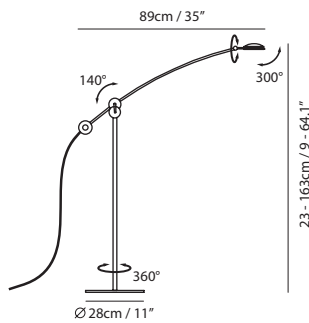
By Chen, Chao Cheng 陈昭成





matt black + copper

Measurement : centimeter / inches



Planet Floor


Model
SLD-100FRTE

Material
steel, copper/ brass

Light Source
LED 8.6W 3000K CRI 90 350lm

Feature
Touch dimmer switch

Weight
6.2kg / 13.7lb

Color
 matt black + copper



机械感强烈的 PLANET 行星系列，是汇集 SEEDDESIGN 于灯具结构上多年的智慧结晶。

兼具美感及实用功能的行星，灯体上有多个部位，皆可依照使用者个人需求进行调整，如同私人秘书般提供完整的「专属感」。壁灯款搭配的 180 度左右转动固定架，扩大空间使用范围，更加呼应现代室内配置上弹性利用空间的概念。

PLANET embodies and represents the SEED ideology. At SEED we are simple, elegant, practical, yet interactive. It took our design geniuses tiresome years to overcome a myriad of technical challenges, but finally, the PLANET was born. PLANET is incredibly polished and sophisticated, yet still so straightforward. The multi-adjustable parts provide the user flexibility to meet their every need. Combining intelligent design with innovational aesthetics, the PLANET is ready to tenderly emit a moon-like illumination through genuine copper/ brass gears.

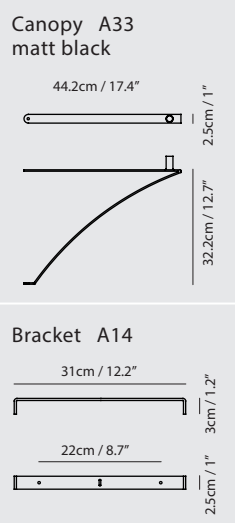
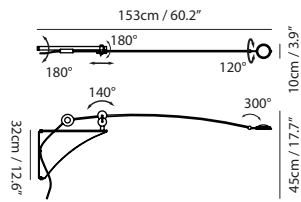
By Chen, Chao Cheng 陈昭成





matt black + copper

Measurement : centimeter / inches



Planet Floor

Model
SLD-100WRTE

Material
steel, copper/ brass

Light Source
LED 8.6W 3000K CRI 90 350lm

Feature
Touch dimmer switch

Weight
2.5kg / 5.5lb

Color
● matt black + copper



「沁」是渗入且浸润心脾，以木头、口吹玻璃与金属结合出意想不到的效果，实木的稳重与玻璃的清透平衡出舒服感受，仿佛和煦的午后阳光从窗外轻轻洒入，清新感沁入人心。壁灯搭配触碰调光键并可 90 度左右摆动，找到最适合的亮度和角度。

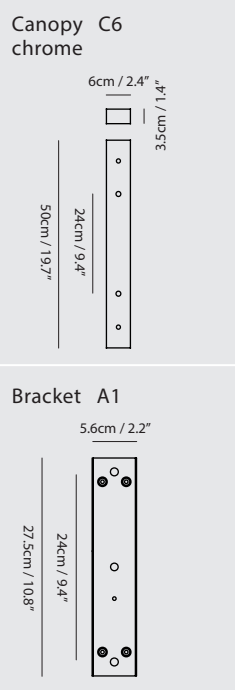
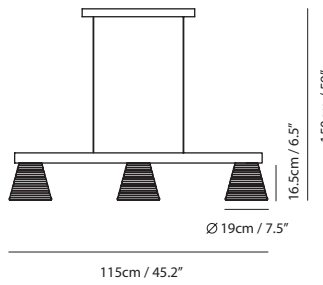
Qin is a status of being mentally refreshing. The steady texture of wood and the bright feeling of glass offer comfortable and balanced visual enjoyment. The integration of wood and glass materials causes a pleasantly surprising effect. Qin is available in wall, desk lamp and pendant with wide selections of transparent glass, mouth-blown glass along with metal.

By Li, Hui Lun 李慧伦



shiny opal shade + beech (wood bar)

Measurement : centimeter / inches



Qin Pendant P3

Model
SQ-192CT3

Material
mouth-blown glass, beech

Light Source
E27 3 x 8W LED 2700K

Weight
5.6kg / 12.3lb


Color
 shiny opal shade + beech (wood bar)



Photo Credit : HOHO DESIGN



「沁」是渗入且浸润心脾，以木头、口吹玻璃与金属结合出意想不到的效果。实木的稳重与玻璃的清透平衡出舒服感受，彷彿和煦的午后阳光从窗外轻轻洒入，清新感沁入人心。壁灯搭配触碰调光键并可90度左右摆动，找到最适合的亮度和角度。

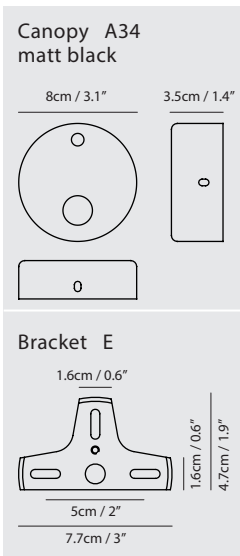
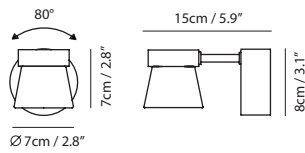
Qin is a status of being mentally refreshing. The steady texture of wood and the bright feeling of glass offer comfortable and balanced visual enjoyment. The integration of wood and glass materials causes a pleasantly surprising effect. Qin is available in wall, desk lamp and pendant with wide selections of transparent glass, mouth-blown glass along with metal.

By Li, Hui Lun 李慧伦



matt black + beech (wood cap)

Measurement : centimeter / inches



Qin Wall

Model
SLD-92MWTE

Material
aluminum, beech

Light Source
LED 5W 3000K CRI80 425lm

Feature
Shade rotatable
Touch dimmer switch

Weight
2.5kg / 5.5lb

Color
● matt black + beech (wood cap)



日月潭中的光华岛·是邵族人最高祖灵 paclan 的居处·邵语称为 lalul。2018 年推出新版 LALU·运用涵藏生命肌理的木头与手工口吹玻璃·配上经典黑白色系·寻回那与自然共生共利的人文足迹。

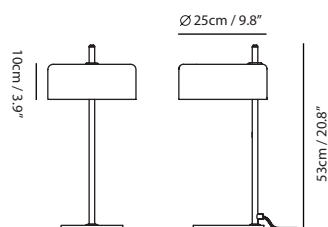

"Lalu" is a holy island in the legend of one of Taiwanese aborigines--Thao. It has been symbolized to be the residence of ancestors' spirits. The Re-Lalu is natural wood based with mouth-blown glass. The combination plays a harmony between the nature and humanity art.

By Chen, Chao Cheng 陈昭成



shiny opal + matt black

Measurement : centimeter / inches

**Re Lalu Table****Model**
SQ-250DW**Material**
mouth-blown glass, steel, wood**Light Source**
E27 1 x 8W LED 2700K**Feature**
Mouth-blown glass**Weight**
3.1kg / 6.8lb**Color**
 shiny opal + matt black



来·一齐举杯！轻啜甘醇香甜的美酒·享受由不同原料奏鸣出的交响乐·人生·夫复何求？举杯以酒杯的造型为发想基底·试图调配出异材质间所蕴藏的新可能·挑战全新视觉飨宴·Salute！

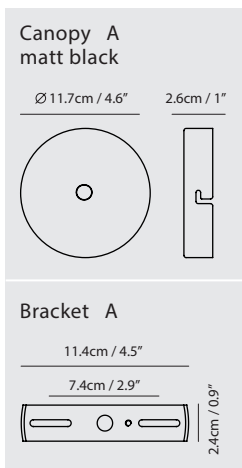
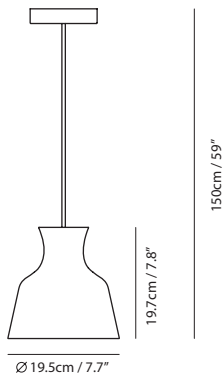
SALUTE is inspired by the art of drinking wine. Sculpturally interesting, stylishly modern, the SALUTE is creatively shaped like a wine glass. Enjoy a glass of chardonnay and truly savor every flavor your wine has to offer. Sit at a table that is dramatically lit with SALUTE, enjoy the visible feast in front of you. C'est la vie!

By Wang, Chung Cheng 王崇政



clear glass

Measurement : centimeter / inches



Salute Pendant Cake

Model
SQ-828P

Material
mouth-blown glass, steel

Light Source
E27 1 x 8W LED 2700K

Feature
Mouth-blown glass

Weight
0.9kg / 2lb

Color
 clear glass





clear glass + copper

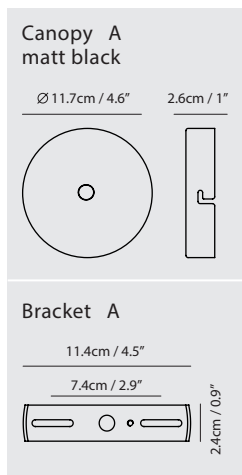
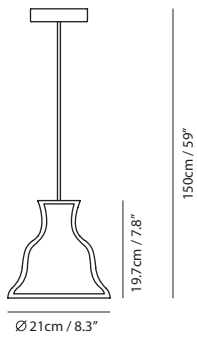


clear glass + shiny brass



clear glass + chrome

Measurement : centimeter / inches



Salute Pendant Bell R

Model
SQ-827PR

Material
mouth-blown glass, steel

Light Source
E27 1 x 8W LED 2700K

Feature
Mouth-blown glass

Weight
1.4kg / 3lb

- Color**
- clear glass + copper
 - clear glass + shiny brass
 - clear glass + chrome



从「以方生圆」的东方哲思为出发点，延伸人与人之间相处的生活艺术、人与空间之间对话的创作剧本。

翻出框架之外的圆形灯球，是 Sircle 以圆融凌驾于规矩之语意，阐述其人文美学的臻熟意韵。平衡稳实的可翻转结构，营造舒心和谐的视觉变化，透过浑圆温润的白玉玻璃，如呼之欲出的暖月光辉，洒溢遍地人情美好。

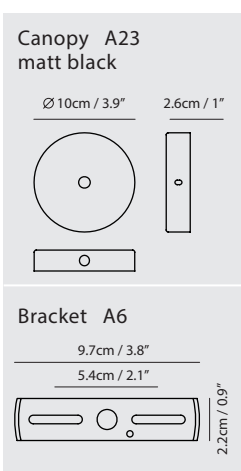
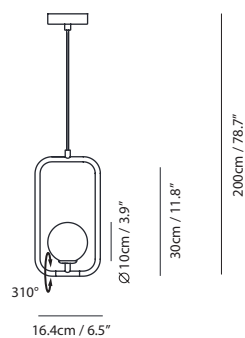
SIRCLE, a symbolization merged Square and Circle, inspired by the East aesthetic philosophy, the circular light ball just like a soft tender mind leans on the rigid prudent frame, chemically shaped a harmonious feature with its flexible body inside-out. Meanwhile, the fantastic performance of light through the opal mouth-blown glass, spreading the beauty of moonlight all over the space.

By Li, Hui Lun 李慧伦



matt opal + copper

Measurement : centimeter / inches



Sircle Pendant S

Model
SG-100PV

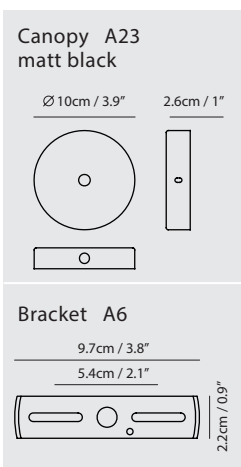
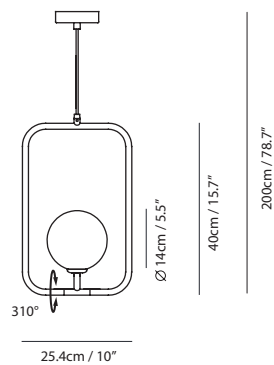
Material
mouth-blown glass, steel

Light Source
G9 1 x 3W LED 2700K CRI90

Feature
Mouth-blown glass

Weight
0.9kg / 2lb

Color
matt opal + copper



Sircle Pendant L

Model
SG-140PV

Material
mouth-blown glass, steel

Light Source
G9 1 x 5W LED 2700K CRI90

Feature
Mouth-blown glass

Weight
1.6kg / 3.5lb

Color
matt opal + copper



从「以方生圆」的东方哲思为出发点，延伸人与人之间相处的生活艺术、人与空间之间对话的创作剧本。

翻出框架之外的圆形灯球，是 Sircle 以圆融凌驾于规矩之语意，阐述其人文美学的臻熟意韵。平衡稳实的可翻转结构，营造舒心和谐的视觉变化，透过浑圆温润的白玉玻璃，如呼之欲出的暖月光辉，洒溢遍地人情美好。

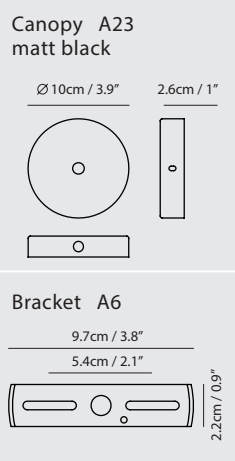
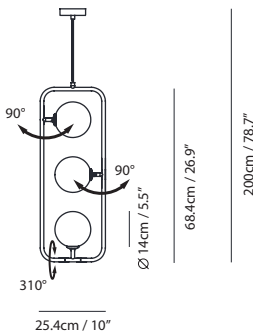
SIRCLE, a symbolization merged Square and Circle, inspired by the East aesthetic philosophy, the circular light ball just like a soft tender mind leans on the rigid prudent frame, chemically shaped a harmonious feature with its flexible body inside-out. Meanwhile, the fantastic performance of light through the opal mouth-blown glass, spreading the beauty of moonlight all over the space.

By Li, Hui Lun 李慧伦



matt opal + copper

Measurement : centimeter / inches



Sircle Pendant PV3

Model
SG-140PV3

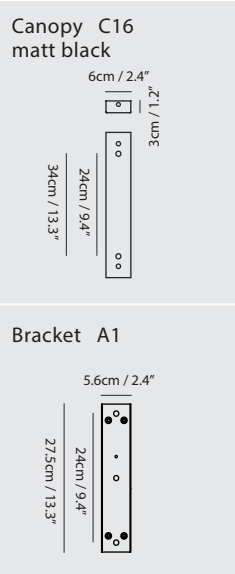
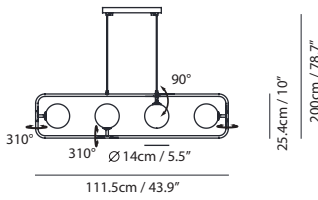
Material
mouth-blown glass, steel

Light Source
G9 3 x 5W LED 2700K CRI90

Feature
Mouth-blown glass

Weight
2.1kg / 4.6lb

Color
matt opal + copper



Sircle Pendant PH4

Model
SG-140PH4

Material
mouth-blown glass, steel

Light Source
G9 4 x 5W LED 2700K CRI90

Feature
Mouth-blown glass

Weight
3.5kg / 7.7lb

Color
matt opal + copper



从「以方生圆」的东方哲思为出发点，延伸人与人之间相处的生活艺术、人与空间之间对话的创作剧本。

翻出框架之外的圆形灯球，是 Sircle 以圆融凌驾于规矩之语意，阐述其人文美学的臻熟意韵。平衡稳实的可翻转结构，营造舒心和谐的视觉变化，透过浑圆温润的白玉玻璃，如呼之欲出的暖月光辉，洒溢遍地人情美好。

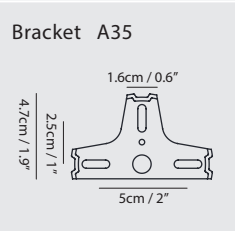
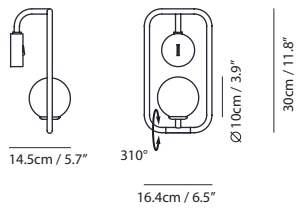
SIRCLE, a symbolization merged Square and Circle, inspired by the East aesthetic philosophy, the circular light ball just like a soft tender mind leans on the rigid prudent frame, chemically shaped a harmonious feature with its flexible body inside-out. Meanwhile, the fantastic performance of light through the opal mouth-blown glass, spreading the beauty of moonlight all over the space.

By Li, Hui Lun 李慧伦



matt opal + copper

Measurement : centimeter / inches



Sircle Wall


Model
SG-100WV

Material
mouth-blown glass, steel

Light Source
G9 1 x 3W LED 2700K CRI90

Feature
Mouth-blown glass
Rocker switch

Weight
0.8kg / 1.8lb

Color
 matt opal + copper




Photo Credit : 築青設計

来自冬季纷飞的雪花片，经过手工口吹玻璃刻画后更显剔透。光透过折射后，在壁面上印出一圈圈涟漪般的光影，如同沉浸在雪花纷飞下的圣诞季中，欢笑不绝于耳。辅以特殊镀铬灯泡使用，除了遮蔽眩光，也让灯光反射回天花板形成无边际的光圈倒影，让整个空间拉出层次，蔚然成景。

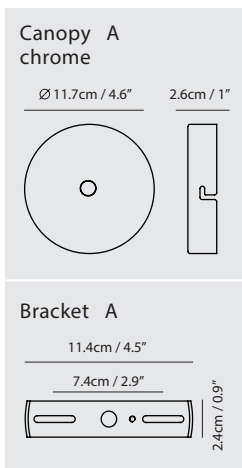
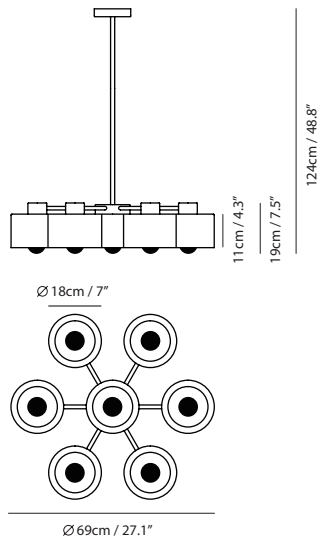
Flying with winter breeze, romance of snowflakes softens the harsh season in the frigid zone. SNOWFLAKE is created to be a warmer in the coldness, as a gift in Xmas. Use chromed reflector bulb, the mouth-blown transparent glass gently ripples the light and shadow.

By Chen, Chao Cheng 陈昭成



clear glass + chrome

Measurement : centimeter / inches



Snowflake Pendant P7

Model
SQ-2757P7

Material
mouth-blown glass, steel

Light Source
E27 7 x 7W LED 2700K

Feature
Mouth-blown glass

Weight
9.6kg / 21.1lb

Color
● clear glass + chrome



以「日恆」為名，沿著天體繞行劃留出炫目的環形光軌，橫渡其中的金屬電鍍平衡桿，象徵著區分白天夜晚的時光交接。高掛半空的 SOL 一如星系中的行星翻轉，以恆星為中心自由調整傾斜角度，大大小小的燈體錯綜排列，倏忽想起星象圖浩瀚無際的未知感受。

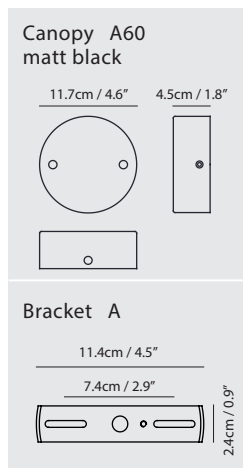
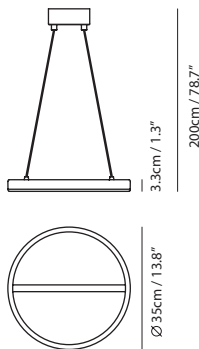
SOL collection is low-key design with elaborate consideration, consists of pendant, table lamp and even bow lamp type. SOL's ring-like lampshade is finely affixed to a metallic luster balance bar, demonstrating the definition of understated luxury. The adjustable ring tilt allows the pendant to function almost like a planet floating on a track of stars. Invisible LED strip makes the light source impeccable, with a gradual dimming capability, rendering it possible for you to re-create your own personal sunrise and sunset.

By Kuo, Keng Dian 郭庚典



matt black + copper

Measurement : centimeter / inches



Sol Pendant S

Model
SLD-350P

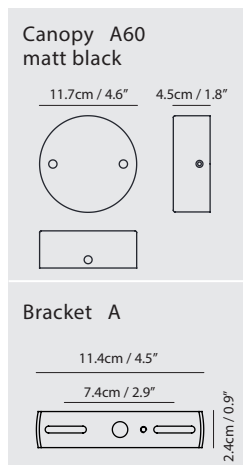
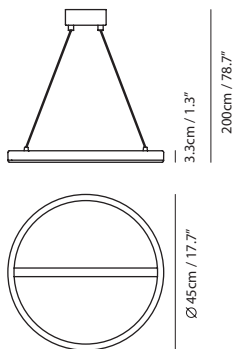
Material
metal, aluminum, PP

Light Source
LED 17W 2700K CRI90 622lm

Driver
Built-in dimmable driver

Weight
1.3kg / 2.9lb

Color
● matt black + copper



Sol Pendant L

Model
SLD-450P


Material
metal, aluminum, PP

Light Source
LED 21W 2700K CRI90 802lm

Driver
Built-in dimmable driver

Weight
1.6kg / 3.5lb

Color
● matt black + copper



以「日恆」為名，沿著天體繞行劃留出炫目的環形光軌，橫渡其中的金屬電鍍平衡桿，象徵著區分白天夜晚的時光交接。高掛半空的 SOL 一如星系中的行星翻轉，以恆星為中心自由調整傾斜角度，大大小小的燈體錯綜排列，倏忽想起星象圖浩瀚無際的未知感受。

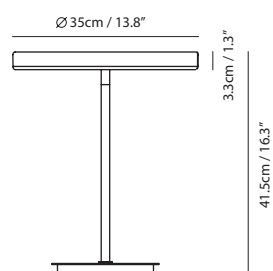
SOL collection is low-key design with elaborate consideration, consists of pendant, table lamp and even bow lamp type. SOL's ring-like lampshade is finely affixed to a metallic luster balance bar, demonstrating the definition of understated luxury. The adjustable ring tilt allows the pendant to function almost like a planet floating on a track of stars. Invisible LED strip makes the light source impeccable, with a gradual dimming capability, rendering it possible for you to re-create your own personal sunrise and sunset.

By Kuo, Keng Dian 郭庚典



matt black + copper

Measurement : centimeter / inches



Sol Table


Model
SLD-350DTE

Mterial
metal, aluminum, PP

Light Source
LED 15W 2700K CRI90 550lm

Feature
Touch dimmer switch

Weight
3kg / 6.6lb

Color
 matt black + copper



不断地揣摩最佳跨距与抛物线条· SOL 弓灯碳纤维版本在轻奢质感金属搭配外· 更搭上了独特格纹外衣。碳元素六角形貌似蜂窝· 层层叠叠互相扣合· 密实的排列酿就碳纤维高韧性的美称· 得以诠释设计师理想的纤细线条· 亦同时保有精实的强度。

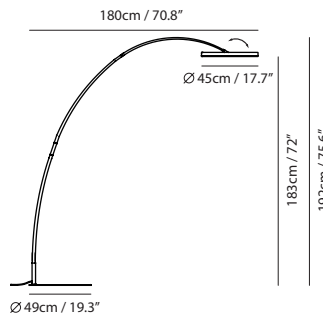
Meet the SOL bow lamp, an extension of the SOL series. Produced in carbon fiber, SOL bow lamp is undoubtedly a product that is sturdy, every inch resilient in structure and ideally completing the original idea from designer.

By Kuo, Keng Dian 郭庚典



matt black + copper

Measurement : centimeter / inches



Sol Floor Mega


Model
SLD-450FLE

Material
carbon fiber, metal, aluminum, PP

Light Source
LED 21W 2700K CRI90 802lm

Feature
Optical sensor dimmer
Carbon fiber

Weight
1.3kg / 2.9lb

Color
 matt black + copper



以「日恆」為名，沿著天體繞行劃留出炫目的環形光軌，橫渡其中的金屬電鍍平衡桿，象徵著區分白天夜晚的時光交接。高掛半空的 SOL 一如星系中的行星翻轉，以恆星為中心自由調整傾斜角度，大大小小的燈體錯綜排列，倏忽想起星象圖浩瀚無際的未知感受。

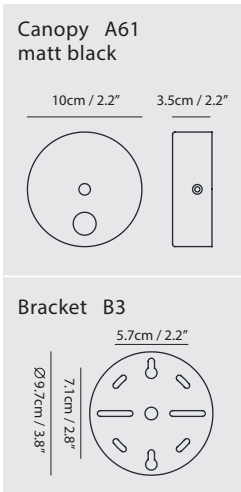
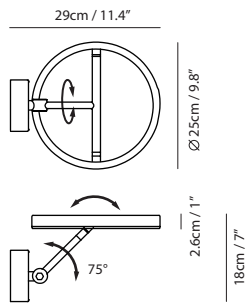
SOL collection is low-key design with elaborate consideration, consists of pendant, table lamp and even bow lamp type. SOL's ring-like lampshade is finely affixed to a metallic luster balance bar, demonstrating the definition of understated luxury. The adjustable ring tilt allows the pendant to function almost like a planet floating on a track of stars. Invisible LED strip makes the light source impeccable, with a gradual dimming capability, rendering it possible for you to re-create your own personal sunrise and sunset.

By Kuo, Keng Dian 郭庚典



matt black + copper

Measurement : centimeter / inches



Sol Wall

Model
SLD-250WRTE

Material
metal, aluminum, PP

Light Source
LED 7W 2700K CRI90 250lm

Driver
Touch dimmer switch

Weight
0.8kg / 1.8lb


Color
● matt black + copper



在不羁张狂的硬派外表下，兀鹫的黑羽包复着出乎意料的良善与柔软，牠是解放灵魂的纯净圣鸟，也是大自然孤傲的清道夫，默默守护着大地正义。设计师 Meiric 将环境思辨嫁接于极简设计上；将对珍稀物种的不捨与恋慕注入 Vulture 翩然优雅的身影中。结合鸟喙意味的玻璃灯罩、敛足收羽时的拱背弧线，桌灯精巧的「圆盘旋转结构」，流畅调整俯视、直观与仰望位置的同时，意图藉由不同目光和切角翻转普世刻板印象。（手工口吹玻璃 | 白玉：象征大地的纯粹无暇 / 透绿：象征绿意的重生滋长）双吊灯「特殊伞状结构」，以拉伸的变形开合方式，配合不同桌长与空间延展跨距与光照；四灯款延续「经典十字杆」凝聚家族情感的用光精神，拱形线条更显盈满雅致、别有一番现代风情。两款吊灯异曲同工，满足照射范围、量体美感上的需求。

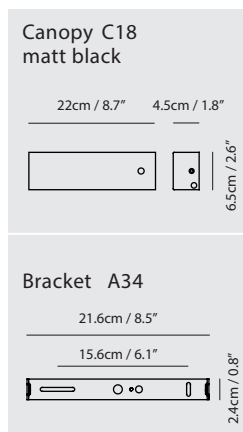
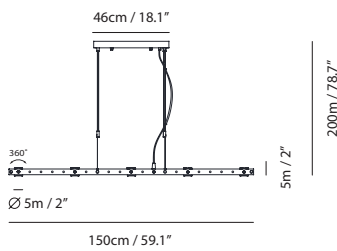
Designer Meiric always cherishes and adores endangered species of the world, especially birds. Vulture was one of a kind that inspired him to infuse the spirit in his masterpiece. With a different perspective, he discovered the immanence of its purity and goodwill toward the earth. Integrating the beak-like glass lampshade and the arch-body standing with feather closed, it cleverly embedded the "Disc structure" of the table lamp, hopefully reversing the stereotypes while rotating. (*Mouth-blown glass in limited color: Jade Green.)

By Chen, Chao Cheng 陈昭成



matt black + matt brass

Measurement : centimeter / inches



Tram Pendant PL5

Model
SLD-50PE5

Material
brass, aluminium, steel

Light Source
LED 5 x 4W 3000K CRI>95 1700lm

Feature
Genuine brass
Optical sensor dimmer

Weight
5.5kg / 12.1lb

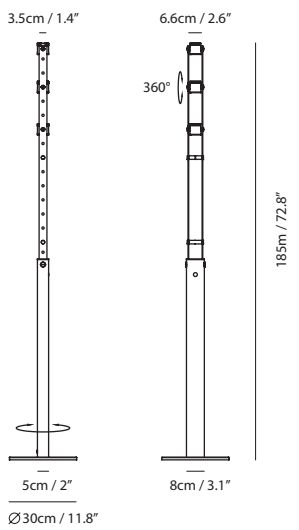
Color
● matt black + matt brass





matt black + matt brass

Measurement : centimeter / inches



Tram Floor

Model
SLD-50FE3

Material
brass, aluminium, steel

Light Source
LED 3 x 4W 3000K CRI>95 1020lm

Feature
Genuine brass
Optical sensor dimmer

Weight
3.1kg / 6.8lb

Color
● matt black + matt brass



在不羁张狂的硬派外表下，兀鹫的黑羽包复着出乎意料的良善与柔软，牠是解放灵魂的纯净圣鸟，也是大自然孤傲的清道夫，默默守护着大地正义。设计师 Meiric 将环境思辨嫁接于极简设计上；将对珍稀物种的不捨与恋慕注入 Vulture 翩然优雅的身影中。结合鸟喙意味的玻璃灯罩、敛足收羽时的拱背弧线，桌灯精巧的「圆盘旋转结构」，流畅调整俯视、直观与仰望位置的同时，意图藉由不同目光和切角翻转普世刻板印象。（手工口吹玻璃 | 白玉：象征大地的纯粹无暇 / 透绿：象征绿意的重生滋长）双吊灯「特殊伞状结构」，以拉伸的变形开合方式，配合不同桌长与空间延展跨距与光照；四灯款延续「经典十字杆」凝聚家族情感的用光精神，拱形线条更显盈满雅致、别有一番现代风情。两款吊灯异曲同工，满足照射范围、量体美感上的需求。

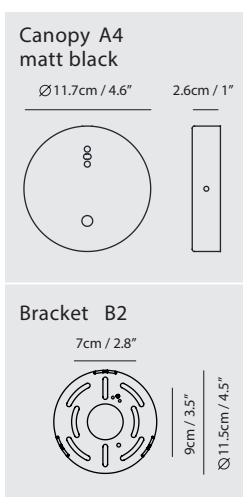
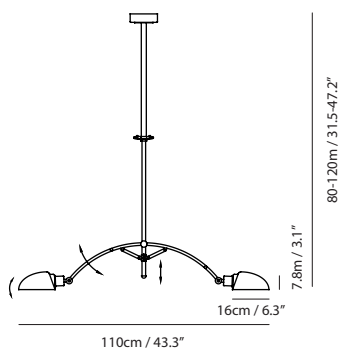
Designer Meiric always cherishes and adores endangered species of the world, especially birds. Vulture was one of a kind that inspired him to infuse the spirit in his masterpiece. With a different perspective, he discovered the immanence of its purity and goodwill toward the earth. Integrating the beak-like glass lampshade and the arch-body standing with feather closed, it cleverly embedded the "Disc structure" of the table lamp, hopefully reversing the stereotypes while rotating. (*Mouth-blown glass in limited color: Jade Green.)

By Chen, Chao Cheng 陈昭成



matt opal + matt black

Measurement : centimeter / inches



Vulture Pendant PR2

Model
SQ-160PR2

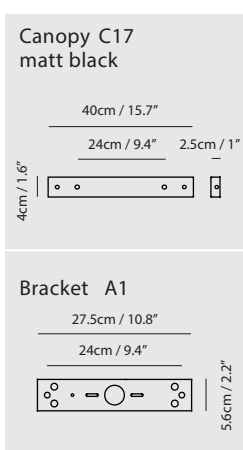
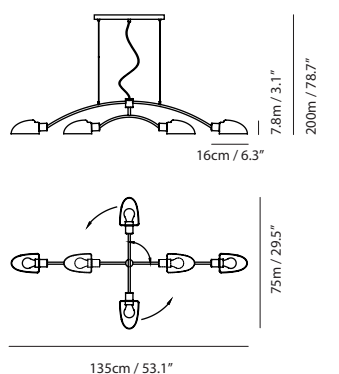
Material
mouth-blown glass, steel

Light Source
E27 2 x 8W LED 2700K

Feature
Multi-adjustable

Weight
2.7kg / 6lb

Color
 matt opal + matt black



Vulture Pendant CTR4

Model
SQ-160CTR4

Material
mouth-blown glass, steel

Light Source
E27 4 x 8W LED 2700K

Feature
Multi-adjustable

Weight
2.7kg / 6lb

Color
 matt opal + matt black



禅·是一种先放下才能得到的境界。「禅」壁灯以几何型的白玉玻璃与古铜壁盖构成·无忧无虑轻挂牆上·宛如进入禅定的僧侣·似有若无的存在·却散发着温厚而真实的光。

Zen is a state of absorption or meditation. It is a way to learn the so-called "give and take" in mind. The ZEN wall lamp is a simple object which is not only eye-catching, but brings a real, soft, warm aero into your room.

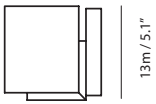
By Chen, Chao Cheng 陈昭成





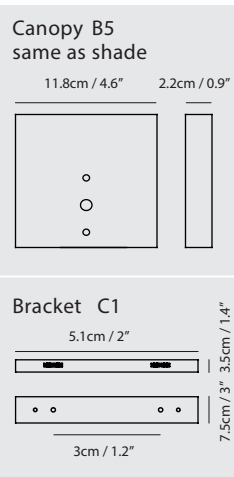
matt opal + oil bronze

Measurement : centimeter / inches



Ø 10cm / 3.9"

12.5cm / 4.9"



ZHE Wall R

Model
SG-102W1

Material
mouth-blown glass, steel

Light Source
G9 1 x Max 33W

Weight
7.6kg / 16.8lb

Color
 matt opal + oil bronze



手工焊接而成的灯罩，表现出如同石头风化后的果断线条，带来不同角度的光影变化。榉木轴心的木纹，将大自然的鬼斧神工融入其中。「柘」结合了人类与自然的工艺，然后，用光来串接，雾面玻璃柔化了刺眼的光线。

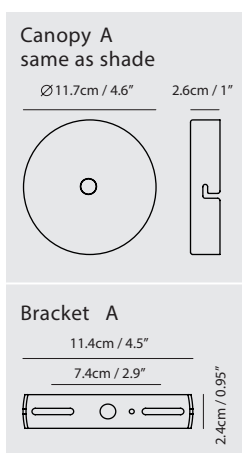
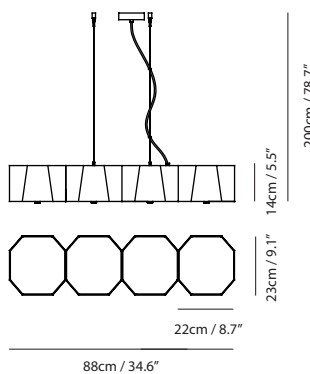
ZHE is inspired by a wood from the Orient that is hard as rock. The metal lampshade is meticulously and deliberately hand welded together to resemble a cluster or rocks. Look closely and notice how each metal plate is a bit asymmetrical yet they all fit seamlessly together. Wooden stoppers under each frosted diffuser not only introduce warm elements of the wood, but functionally they soften up the overall light source. ZHE exemplifies subtle illumination in a grand scale.

By Li, Hui Lun 李慧伦



matt black

Measurement : centimeter / inches



ZHE Pendant P4

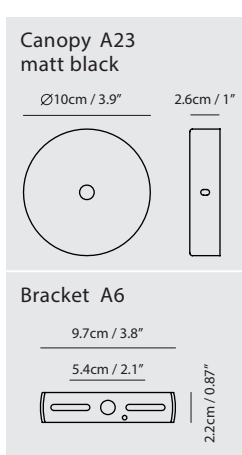
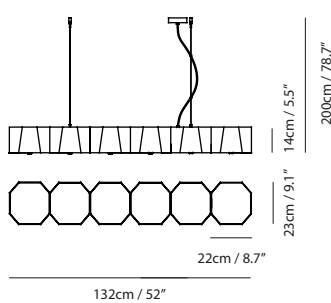
Model
SQ-2322MPL4

Material
steel, glass

Light Source
E27 4 x 8W LED 2700K

Weight
7.6kg / 16.8lb

Color
● matt black



ZHE Pendant P6

Model
SQ-2322MPL6

Material
steel, glass

Light Source
E27 6 x 8W LED 2700K

Weight
10.8kg / 23.8lb

Color
● matt black

喜昭 (上海) 燈飾有限公司

T. 021 6113 2524

上海市黃浦區建國中路10號8號樓8101A室

www.SeedDesign.cn

seedsh@seedlighting.com



本公司保留為產品進行改善之任何變更且無須提前通知之權利

SEEDDESIGN reserves the right to introduce all changes required for the improvement of the present product at any time and without prior notice.

www.SeedDesign.cn

SEED LIGHTING DESIGN CO.,LTD.

© SEEDDESIGN 2020