



The brand-new Castle Noir infuses a darker, more serene hue into the ever-popular Castle family. While retaining its classic form, the unique concrete formulation imparts a refined texture to the lampshade, preserving the raw, natural grain of the material. The black metal details add a touch of modern elegance and sophisticated vibe to the Castle Noir series, available in four sizes to cater to various needs.

By Chen, Chao Cheng 陳昭成

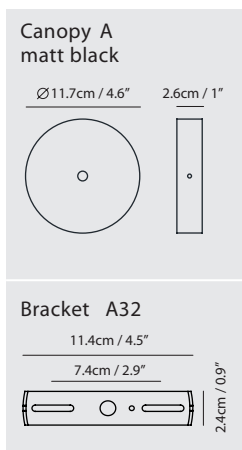
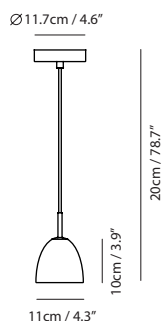


concrete dark grey



concrete dark grey

Measurement : centimeter / inches



**CASTLE NOIR Pendant XS**

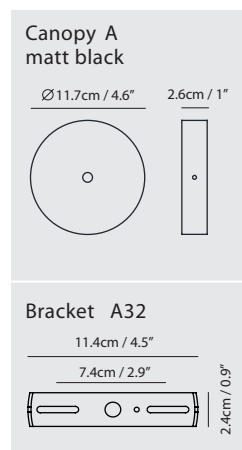
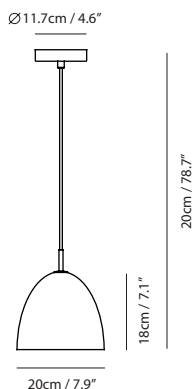
**Model**  
SG-623CP-BK

**Material**  
concrete, aluminum, steel

**Light Source**  
G9 LED 2.5W 2700K

**Weight**  
0.7kg / 1.5lb

**Color**  
● concrete dark grey



**CASTLE NOIR Pendant S**

**Model**  
SQ-7131CP-BK

**Material**  
concrete, aluminum, steel

**Light Source**  
E26 1 x Max 100W

**Weight**  
2kg / 4.4lb

**Color**  
● concrete dark grey

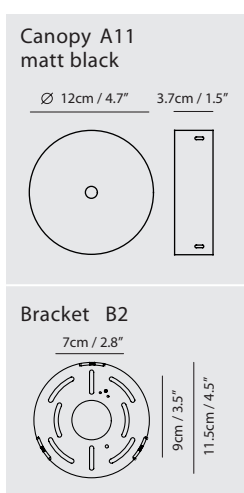
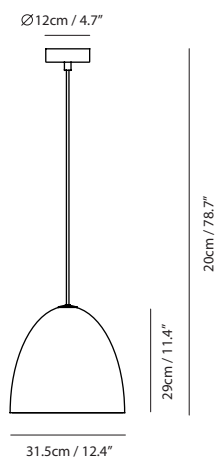


concrete dark grey



concrete dark grey

Measurement : centimeter / inches



**CASTLE NOIR Pendant M**

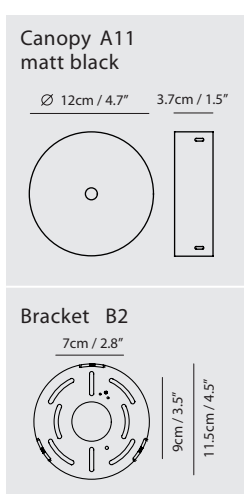
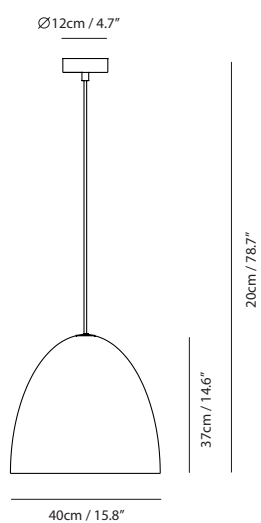
**Model**  
SQ-7132CP-BK

**Material**  
concrete, aluminum, steel

**Light Source**  
E26 1 x Max 100W

**Weight**  
6.7kg / 14.7lb

**Color**  
● concrete dark grey



**CASTLE NOIR Pendant L**

**Model**  
SQ-7133CP-BK

**Material**  
concrete, aluminum, steel

**Light Source**  
E26 1 x Max 77W

**Weight**  
16.1kg / 35.5lb

**Color**  
● concrete dark grey