



耗時兩年研發，終於在 2008 年成功推出國際上第一件水泥燈飾 CASTLE。保留了水泥的原始紋理，同時呈現細緻觸感，並在中大型尺寸的材料中添加特殊材質，確保水泥的密合度及安全性。CASTLE 不僅顛覆燈具材料的印象，亦賦予原本樸實平凡的水泥嶄新的生命力。有多款造型吊燈，及戶外壁燈可供選擇。

CASTLE desires to challenge your every perception of texture and lighting. As a material, concrete is exceptionally energy efficient compared to that of metal or glass. By using concrete as main material of the lampshade, the CASTLE has responsibly kept in tune with concepts of green living.

It comes with multiple choices in pendants, and wall lamps for outdoor usage (IP65).

By Chen, Chao Cheng 陳昭成

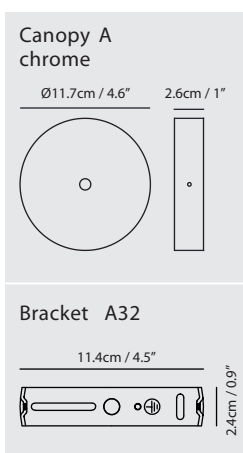
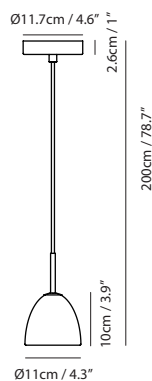


Castle Pendant XS



Castle Pendant S

Measurement : centimeter / inches



Castle Pendant XS

Model
SG-623CP

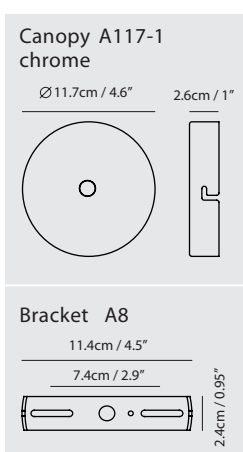
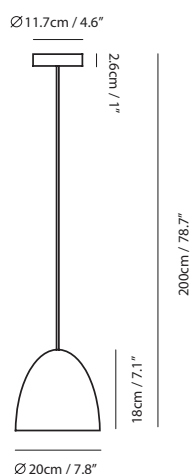
Material
concrete, aluminum

Light Source
G9 LED 3W 2700K

Feature
Silver reflector

Weight
0.7kg / 1.5lb

Color
● concrete



Castle Pendant S

Model
SQ-7131CP

Material
concrete, aluminum

Light Source
E27 1 x 8W LED 2700/3000K

Feature
Ribbed reflector

Weight
2kg / 4.4lb

Color
● concrete

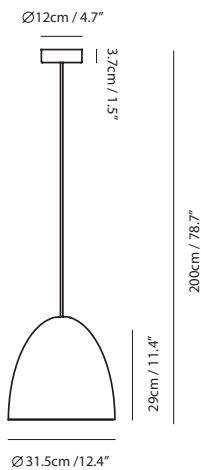


Castle Pendant M

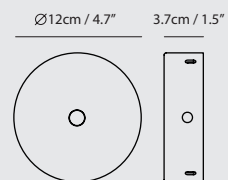


Castle Pendant L

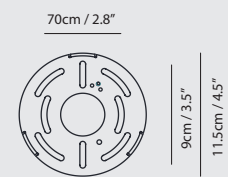
Measurement : centimeter / inches



Canopy A120-1
chrome



Bracket A10



Castle Pendant M

Model
SQ-7132CP

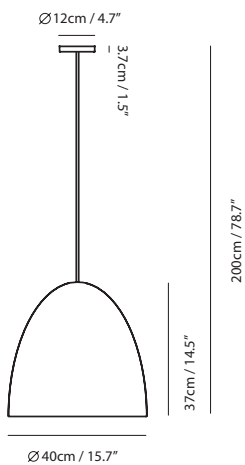
Material
concrete, aluminum

Light Source
E27 1 x 8W LED 2700/3000K

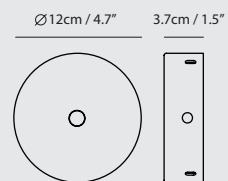
Feature
Ribbed reflector, bulb cover

Weight
6.7kg / 14.8lb

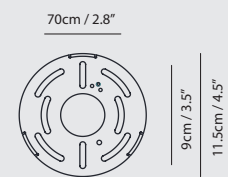
Color
● concrete



Canopy A120-1
chrome



Bracket A10



Castle Pendant L

Model
SQ-7133CP

Material
concrete, aluminum

Feature
Ribbed reflector, bulb cover

Light Source
E27 1 x 8W LED 2700/3000K

Weight
14.1kg / 31lb

Color
● concrete



Photo Credit : More-in Interior Design



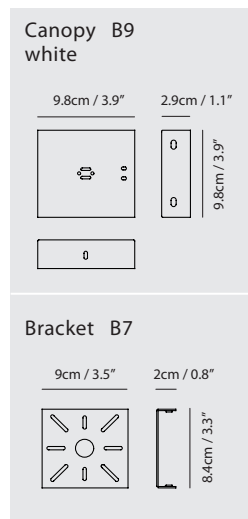
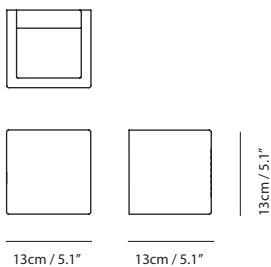


Castle Wall S



Castle Wall R

Measurement : centimeter / inches



Castle Wall S

Model

SG-7033CW

Material

concrete, steel

Light Source

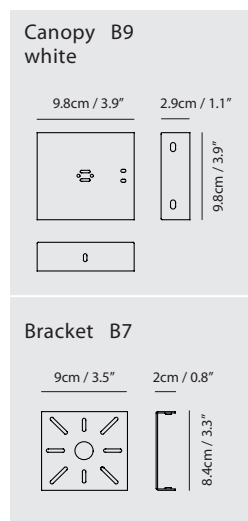
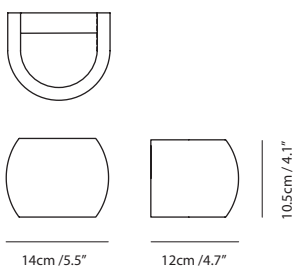
G9 1 x 3W LED 2700K CRI90

Weight

1.6kg / 3.5lb

Color

● concrete



Castle Wall R

Model

SG-7034CW

Material

concrete, steel

Light Source

G9 1 x 3W LED 2700K CRI90

Weight

1kg / 2.2lb

Color

● concrete



Photo Credit : 李靜敏設計



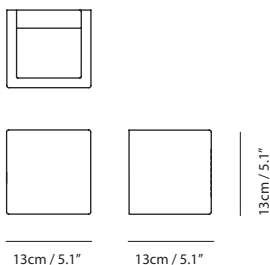


Castle Wall S

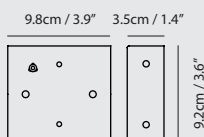


Castle Wall R

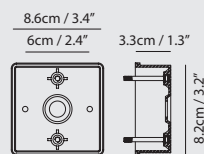
Measurement : centimeter / inches



Canopy B2
white



Bracket B2



Castle Wall S

Model
SLD-7033CWO

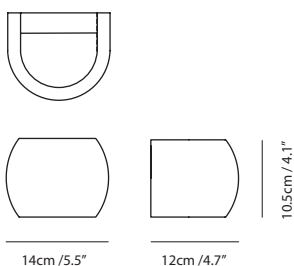
Material
concrete, steel

Light Source
LED 5W 3000K CRI 90 128lm

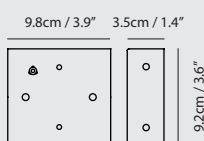
Feature
damp location IP44

Weight
1.7kg / 3.7lb

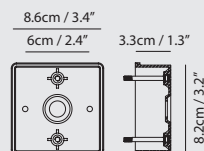
Color
● concrete



Canopy B2
white



Bracket B2



Castle Wall R

Model
SLD-7034CWO

Material
concrete, steel

Light Source
LED 5W 3000K CRI 90 128lm

Feature
damp location IP44

Weight
1.3kg / 2.9lb

Color
● concrete